


PNEUMATIC CONCISE CATALOGUE

Actuators, Valves, Air Preparation and Ancillaries



Table of Contents

Application Sizing	4
Rod and Rodless Actuators	6
P1F ISO 15552 Cylinders	6
P1P ISO 21287 Cylinders	8
P1A Mini ISO 6432 Cylinders	10
OSPP Rodless Cylinders	12
P8S magnetic sensors	15
Complementary Products	16
Electromechanical Products	19
Valves and Controls	20
Viking Xtreme Valves	20
ISOMAX DX Valves	24
H ISO Universal Manifold	32
Moduflex Valves	34
H MICRO Valves	38
Complementary Products	42
Air preparation and Ancillaries	44
P31/32/33	44
P3X	52
P3Y	54
Ancillaries	57
Complementary Products	59
Fittings and Tubing	60
Push-In Fittings	60
Technical Tubing and Hose	65
Customised Solutions	66



Colour code used throughout the catalogue

on stock

For our complete offering and further details, please refer to our Technical Catalogue available for download at parker.com or via the attached QR code on every page of this catalogue.



Extra care is taken in the preparation of this literature, but Parker is not responsible for any inadvertent typographical errors or omissions. Information in this catalogue is only accurate as of the date of publication. For a more current information base, please consult our website at parker.com

WARNING

FAILURE OR IMPROPER SELECTION OR IMPROPER USE OF THE PRODUCTS AND/OR SYSTEMS DESCRIBED HEREIN OR RELATED ITEMS CAN CAUSE DEATH, PERSONAL INJURY AND PROPERTY DAMAGE.

This document and other information from Parker Hannifin Corporation, its subsidiaries and authorized distributors provide product and/or system options for further investigation by users having technical expertise. It is important that you analyze all aspects of your application and review the information concerning the product or system in the current product catalog. Due to the variety of operating conditions and applications for these products or systems, the user, through its own analysis and testing, is solely responsible for making the final selection of the products and systems and assuring that all performance, safety and warning requirements of the application are met. The products described herein, including without limitation, product features, specifications, designs, availability and pricing, are subject to change by Parker Hannifin Corporation and its subsidiaries at any time without notice.

SALE CONDITIONS

The items described in this document are available for sale by Parker Hannifin Corporation, its subsidiaries or its authorized distributors. Any sale contract entered into by Parker will be governed by the provisions stated in Parker's standard terms and conditions of sale (copy available upon request).

Application Sizing

Choice of components for air supply to cylinders

In the chart below can you find the suitable valves, tubes etc. for each cylinder size. If you have a tube length over 2 m, choose one tube size larger than in the chart.

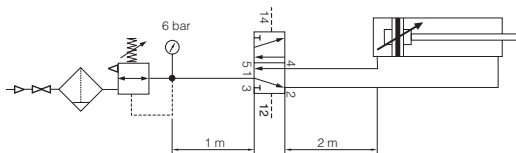
Following data is valid:

Supply pressure: min 7,0 bar

Regulator pressure setting: 6,0 bar

Pipe length between air treatment unit and valve: max 1 m

Pipe length between valve and cylinder : max 2 m



Cylinder bore	<20	20-32	40-50	63	80	100	125	160	200
Cylinder port	M5	G1/8	G1/4	G3/8	G3/8	G1/2	G1/2	G3/4	G3/4
Tube Ext/Int	4/2.7	6/4	8/6	10/8	10/8	12/9	14/11	18/15	20/18
P2LAX / ISO 02	G1/8	G1/8	G1/8	G1/8	G1/8				
P2LBX / ISO 01 / 1	G1/4	G1/4	G1/4	G1/4	G1/4	G1/4			
P2LCX / ISO 2			G3/8	G3/8	G3/8	G3/8	G3/8		
P2LDX / ISO 3				G1/2	G1/2	G1/2	G1/2	G1/2	G1/2



Cylinder speed < 0,5 m/s



Cylinder speed < 1 m/s



Oversized



Cylinder speed > 1 m/s

Double acting cylinders: Maximum theoretical force (N) at 6 bar

Bore (mm)	+ P1A -	+ P1P -	+ P1F -	OSP-P
10	47 40			47
12	68 51			
16	120 104			120
20	188 158	188 138		
25	295 247	295 247		295
32		483 415	483 415	483
40		754 686	754 633	754
50		1178 1057	1178 990	1178
63		1870 1750	1870 1682	1870
80		3016 2827	3016 2721	3016
100		4712 4418	4712 4418	
125			7363 6881	





Note: Select a theoretical force 50-100% larger than the force required.

+ = Outward stroke - = Return stroke

FRL to Valve: The chart below contains recommendations for the correct selection of Global Air Preparation units to suit the number and size of valves in a typical application.

	P31 Mini Series					P32 Compact Series					P33 Standard Series					
	Number of valves that would actuate at once															
	1	2	3	4	5	6	7	8	9	10	11	12	13	14	15	16
Moduflex 1																
Isys Micro																
HB / Viking Xtreme																
Moduflex 2																
HA / Global ISO																
	See Large P3Y Series															

Actuator to FRL: The chart below contains recommendations for the correct selection of Global Air Preparation units suitable for each cylinder size. If you have a tube length over 2 m, choose one tube size larger than the chart. The table is based on a Maximum cylinder speed of 0.5m/s

Cyl Ø mm Cyl Ø inches		Cylinder bore size														
		5 (5/16)	10 (7/16)	16 (9/16)	20 (3/4)	25 (1)	28 (1-1/8)	32 (1-1/4)	40 (1-1/2)	45 (1-3/4)	50 (2)	63 (2-1/2)	75 (3)	80 (3-1/4)	100 (4)	
Tube Ø mm Tube Ø inches		Tube diameter external														
		4 (5/32)	4 (5/32)	4 (5/32)	6 (1/4)	6 (1/4)	6 (1/4)	6 (1/4)	8 (5/16)	8 (5/16)	8 (5/16)	10 (3/8)	10 (3/8)	12 (1/2)	12 (1/2)	
Number of cylinders actuating at once	1															
	2															
	3															
	4															
	5															
	6															
	7															
	8															
	9															
	10															
		P31 Mini Series					P32 Compact Series				P33 Standard Series			P3Y Large Series		
																


Note: Data listed above is simply a guideline for a typical application only. Proper sizing and correct flow requirements must be taken into account.

Actuators

P1F - ISO 15552 Cylinders, double acting, magnetic, male threaded piston rod

Maximum operating pressure: 10 bar. Temperature range -20°C to +80°C

- Bores 32 - 125mm
- Strokes 1 - 2500mm
- Adjustable cushioning
- Stainless piston rod
- Optional ISO 15552 mountings
- Optional sensors



Stroke (mm)	Ø32mm bore: G1/8 Ports	Ø40mm bore: G1/4 Ports	Ø50mm bore: G1/4 Ports	Ø63mm bore: G3/8 Ports
25	P1F-S032MS-0025-0000	P1F-S040MS-0025-0000	P1F-S050MS-0025-0000	P1F-S063MS-0025-0000
40	P1F-S032MS-0040-0000	P1F-S040MS-0040-0000	P1F-S050MS-0040-0000	P1F-S063MS-0040-0000
50	P1F-S032MS-0050-0000	P1F-S040MS-0050-0000	P1F-S050MS-0050-0000	P1F-S063MS-0050-0000
80	P1F-S032MS-0080-0000	P1F-S040MS-0080-0000	P1F-S050MS-0080-0000	P1F-S063MS-0080-0000
100	P1F-S032MS-0100-0000	P1F-S040MS-0100-0000	P1F-S050MS-0100-0000	P1F-S063MS-0100-0000
125	P1F-S032MS-0125-0000	P1F-S040MS-0125-0000	P1F-S050MS-0125-0000	P1F-S063MS-0125-0000
160	P1F-S032MS-0160-0000	P1F-S040MS-0160-0000	P1F-S050MS-0160-0000	P1F-S063MS-0160-0000
200	P1F-S032MS-0200-0000	P1F-S040MS-0200-0000	P1F-S050MS-0200-0000	P1F-S063MS-0200-0000
250	P1F-S032MS-0250-0000	P1F-S040MS-0250-0000	P1F-S050MS-0250-0000	P1F-S063MS-0250-0000
320	P1F-S032MS-0320-0000	P1F-S040MS-0320-0000	P1F-S050MS-0320-0000	P1F-S063MS-0320-0000
400	P1F-S032MS-0400-0000	P1F-S040MS-0400-0000	P1F-S050MS-0400-0000	P1F-S063MS-0400-0000
500	P1F-S032MS-0500-0000	P1F-S040MS-0500-0000	P1F-S050MS-0500-0000	P1F-S063MS-0500-0000

Stroke (mm)	Ø80mm bore: G3/8 Ports	Ø100mm bore: G1/2 Ports	Ø125mm bore: G1/2 Ports
25	P1F-S080MS-0025-0000	P1F-S100MS-0025-0000	P1F-S125MS-0025-0000
40	P1F-S080MS-0040-0000	P1F-S100MS-0040-0000	P1F-S125MS-0040-0000
50	P1F-S080MS-0050-0000	P1F-S100MS-0050-0000	P1F-S125MS-0050-0000
80	P1F-S080MS-0080-0000	P1F-S100MS-0080-0000	P1F-S125MS-0080-0000
100	P1F-S080MS-0100-0000	P1F-S100MS-0100-0000	P1F-S125MS-0100-0000
125	P1F-S080MS-0125-0000	P1F-S100MS-0125-0000	P1F-S125MS-0125-0000
160	P1F-S080MS-0160-0000	P1F-S100MS-0160-0000	P1F-S125MS-0160-0000
200	P1F-S080MS-0200-0000	P1F-S100MS-0200-0000	P1F-S125MS-0200-0000
250	P1F-S080MS-0250-0000	P1F-S100MS-0250-0000	P1F-S125MS-0250-0000
320	P1F-S080MS-0320-0000	P1F-S100MS-0320-0000	P1F-S125MS-0320-0000
400	P1F-S080MS-0400-0000	P1F-S100MS-0400-0000	P1F-S125MS-0400-0000
500	P1F-S080MS-0500-0000	P1F-S100MS-0500-0000	P1F-S125MS-0500-0000



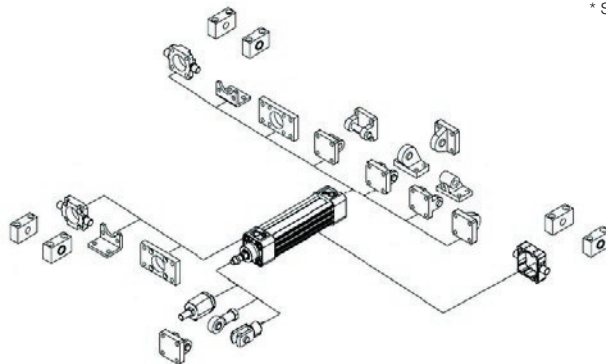
P1F - ISO 15552 Cylinders Mountings

Bore [mm]	Flange MF1 / MF2	Foot brackets MS1	Pivot bracket with rigid bearing AB7	Swivel eye bracket MP6	Clevis bracket MP2
	Ø32	P1C-4KMB	P1C-4KMF	P1C-4KMDB	P1C-4KMSB
Ø40	P1C-4LMB	P1C-4LMF	P1C-4LMDB	P1C-4LMSB	P1C-4LMTB
Ø50	P1C-4MMB	P1C-4MMF	P1C-4MMDB	P1C-4MMSB	P1C-4MMTB
Ø63	P1C-4NMB	P1C-4NMF	P1C-4NMDB	P1C-4NMSB	P1C-4NMTB
Ø80	P1C-4PMB	P1C-4PMF	P1C-4PMDB	P1C-4PMSB	P1C-4PMTB
Ø100	P1C-4QMB	P1C-4QMF	P1C-4QMDB	P1C-4QMSB	P1C-4QMTB
Ø125	P1C-4RMB	P1C-4RMF	P1C-4RMDB	P1C-4RMSB	P1C-4RMTB
	Clevis bracket MP4	Clevis bracket AB6	Pivot bracket with swivel bearing CS7	3 and 4 position flange JP1	Pivot brackets AT4
Ø32	P1C-4KMEB	P1C-4KMCEB	P1C-4KMAF	P1E-6KB0	P1C-4KRS
Ø40	P1C-4LMEB	P1C-4LMCEB	P1C-4LMAF	P1E-6LB0	P1C-4KRS
Ø50	P1C-4MMEB	P1C-4MMCEB	P1C-4MMAF	P1E-6MB0	P1C-4LRS
Ø63	P1C-4NMEB	P1C-4NMCEB	P1C-4NMAF	P1E-6NB0	P1C-4LRS
Ø80	P1C-4PMEB	P1C-4PMCEB	P1C-4PMAF	P1E-6PB0	P1C-4MRS
Ø100	P1C-4QMEB	P1C-4QMCEB	P1C-4QMAF	P1E-6QB0	P1C-4MRS
Ø125	P1C-4RMEB	P1C-4RMCEB	P1C-4RMAF	-	P1C-4RRS
	Pivot brackets AT4	Flange trunnion MTS/ MT6	Clevis AP2	Flexo coupling PM5	Nut Zinc plated steel
Ø32	9301054261	P1D-4KMYF	P1C-4KRC	P1C-4KRF	P14-4KRPZ*
Ø40	9301054262	P1D-4LMYF	P1C-4LRC	P1C-4LRF	P14-4LRPZ*
Ø50	9301054262	P1D-4MMYF	P1C-4MRC	P1C-4MRF	P14-4MRPZ*
Ø63	9301054264	P1D-4NMYF	P1C-4MRC	P1C-4MRF	P14-4MRPZ*
Ø80	9301054264	P1D-4PMYF	P1C-4PRC	P1C-4PRF	P14-4PRPZ*
Ø100	9301054266	P1D-4QMYF	P1C-4PRC	P1C-4PRF	P14-4PRPZ*
Ø125	9301054266	-	P1C-4RRC	P1C-4RRF	P14-4RRPZ*

* Sold as a quantity pack of 10 off.




For sensors see [page 15](#)



P1P ISO 21287 Compact Cylinders, double acting, magnetic, female threaded piston rod

Maximum operating pressure: 10 bar. Temperature range -20°C to +80°C

- Bores 20 - 100mm
- Strokes 1 - 500mm
- Elastic cushioning
- Stainless piston rod
- Optional ISO 15552 mountings
- Optional sensors



Stroke (mm)	Ø20mm bore: M5 Ports	Ø25mm bore: M5 Ports	Ø32mm bore: G1/8 Ports
5	P1PS020DS7G0005	P1PS025DS7G0005	P1PS032DS7G0005
10	P1PS020DS7G0010	P1PS025DS7G0010	P1PS032DS7G0010
15	P1PS020DS7G0015	P1PS025DS7G0015	P1PS032DS7G0015
20	P1PS020DS7G0020	P1PS025DS7G0020	P1PS032DS7G0020
25	P1PS020DS7G0025	P1PS025DS7G0025	P1PS032DS7G0025
30	P1PS020DS7G0030	P1PS025DS7G0030	P1PS032DS7G0030
40	P1PS020DS7G0040	P1PS025DS7G0040	P1PS032DS7G0040
50	P1PS020DS7G0050	P1PS025DS7G0050	P1PS032DS7G0050
60	P1PS020DS7G0060	P1PS025DS7G0060	P1PS032DS7G0060
80			P1PS032DS7G0080

Stroke (mm)	Ø40mm bore: G1/8 Ports	Ø50mm bore: G1/8 Ports	Ø63mm bore: G1/8 Ports
5	P1PS040DS7G0005	P1PS050DS7G0005	P1PS063DS7G0005
10	P1PS040DS7G0010	P1PS050DS7G0010	P1PS063DS7G0010
15	P1PS040DS7G0015	P1PS050DS7G0015	P1PS063DS7G0015
20	P1PS040DS7G0020	P1PS050DS7G0020	P1PS063DS7G0020
25	P1PS040DS7G0025	P1PS050DS7G0025	P1PS063DS7G0025
30	P1PS040DS7G0030	P1PS050DS7G0030	P1PS063DS7G0030
40	P1PS040DS7G0040	P1PS050DS7G0040	P1PS063DS7G0040
50	P1PS040DS7G0050	P1PS050DS7G0050	P1PS063DS7G0050
60	P1PS040DS7G0060	P1PS050DS7G0060	P1PS063DS7G0060
80	P1PS040DS7G0080	P1PS050DS7G0080	P1PS063DS7G0080

Stroke (mm)	Ø80mm bore: G1/8 Ports	Ø100mm bore: G1/8 Ports
5	P1PS080DS7G0005	P1PS100DS7G0005
10	P1PS080DS7G0010	P1PS100DS7G0010
15	P1PS080DS7G0015	P1PS100DS7G0015
20	P1PS080DS7G0020	P1PS100DS7G0020
25	P1PS080DS7G0025	P1PS100DS7G0025
30	P1PS080DS7G0030	P1PS100DS7G0030
40	P1PS080DS7G0040	P1PS100DS7G0040
50	P1PS080DS7G0050	P1PS100DS7G0050
60	P1PS080DS7G0060	P1PS100DS7G0060
80	P1PS080DS7G0080	P1PS100DS7G0080
100	P1PS080DS7G0100	P1PS100DS7G0100



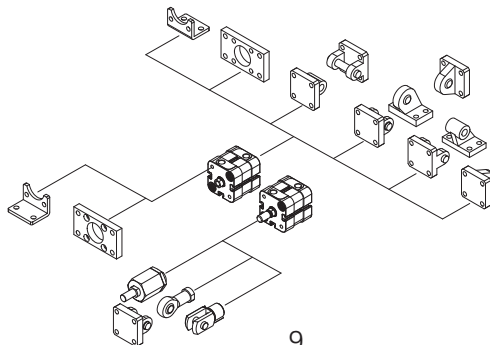
P1P ISO 21287 Cylinder Mountings

	Flange MF1 / MF2	Foot brackets MS1	Pivot bracket with rigid bearing AB7	Swivel eye bracket MP6	Clevis bracket MP2
Ø20	P1P-4HMB	P1P-4HMF	-	-	-
Ø25	P1P-4JMB	P1P-4JMF	-	-	-
Ø32	P1C-4KMB	P1C-4KMF	P1C-4KMDB	P1C-4KMSB	P1C-4KMTB
Ø40	P1C-4LMB	P1C-4LMF	P1C-4LMDB	P1C-4LMSB	P1C-4LMTB
Ø50	P1C-4MMB	P1C-4MMF	P1C-4MMDB	P1C-4MMSB	P1C-4MMTB
Ø63	P1C-4NMB	P1C-4NMF	P1C-4NMDB	P1C-4NMSB	P1C-4NMTB
Ø80	P1C-4PMB	P1C-4PMF	P1C-4PMDB	P1C-4PMSB	P1C-4PMTB
Ø100	P1C-4QMB	P1C-4QMF	P1C-4QMDB	P1C-4QMSB	P1C-4QMTB
	Clevis bracket MP4	Clevis bracket AB6	Pivot bracket with swivel bearing CS7	3 and 4 position flange JP1	Pivot brackets AT4
Ø20	P1P-4HME	-	-	-	P1A-4HRS
Ø25	P1P-4JME	-	-	-	P1A-4HRS
Ø32	P1C-4KMEB	P1C-4KMCB	P1C-4KMAF	P1E-6KB0	P1C-4KRS
Ø40	P1C-4LMEB	P1C-4LMCB	P1C-4LMAF	P1E-6LB0	P1C-4KRS
Ø50	P1C-4MMEB	P1C-4MMCB	P1C-4MMAF	P1E-6MB0	P1C-4LRS
Ø63	P1C-4NMEB	P1C-4NMCB	P1C-4NMAF	P1E-6NB0	P1C-4LRS
Ø80	P1C-4PMEB	P1C-4PMCB	P1C-4PMAF	P1E-6PB0	P1C-4MRS
Ø100	P1C-4QMEB	P1C-4QMCB	P1C-4QMAF	P1E-6QB0	P1C-4MRS
	Pivot brackets AT4	Flange trunnion MTS/MT6	Clevis AP2	Flexo coupling PM5	Nut Zinc plated steel
Ø20	-	-	P1A-4HRC	P1C-4HRF	P14-4HRPZ*
Ø25	-	-	P1A-4HRC	P1C-4HRF	P14-4HRPZ*
Ø32	9301054261	P1D-4KMYF	P1C-4KRC	P1C-4KRF	P14-4KRPZ*
Ø40	9301054262	P1D-4LMYF	P1C-4KRC	P1C-4KRF	P14-4KRPZ*
Ø50	9301054262	P1D-4MMYF	P1C-4LRC	P1C-4LRF	P14-4LRPZ*
Ø63	9301054264	P1D-4NMYF	P1C-4LRC	P1C-4LRF	P14-4LRPZ*
Ø80	9301054264	P1D-4PMYF	P1C-4MRC	P1C-4MRF	P14-4MRPZ*
Ø100	9301054266	P1D-4QMYF	P1C-4MRC	P1C-4MRF	P14-4MRPZ*

* Sold as a quantity pack of 10 off.



For sensors see [page 15](#)




P1A Mini ISO 6432 Cylinders, double acting, magnetic, male threaded piston rod

Maximum operating pressure: 10 bar. Temperature range -20°C to +80°C


- Bores 10 - 25mm
- Strokes 1 - 1000mm
- Stainless piston rod
- Optional ISO mountings
- Optional sensors

Double acting with adjustable cushioning



Stroke (mm)	Ø20mm bore: M5 Ports	Ø20mm bore: G1/8 Ports	Ø25mm bore: G1/8 Ports
25	P1A-S016MS-0025	P1A-S020MS-0025	P1A-S025MS-0025
50	P1A-S016MS-0050	P1A-S020MS-0050	P1A-S025MS-0050
100	P1A-S016MS-0100	P1A-S020MS-0100	P1A-S025MS-0100

Double acting with buffer cushioning



Stroke (mm)	Ø10mm bore: M5 Ports	Ø12mm bore: M5 Ports	Ø16mm bore: M5 Ports
10	P1A-S010DS-0010	P1A-S012DS-0010	P1A-S016DS-0010
25	P1A-S010DS-0025	P1A-S012DS-0025	P1A-S016DS-0025
50	P1A-S010DS-0050	P1A-S012DS-0050	P1A-S016DS-0050
80	P1A-S010DS-0080	P1A-S012DS-0080	P1A-S016DS-0080

Stroke (mm)	Ø20mm bore: G1/8 Ports	Ø25mm bore: G1/8 Ports
10	P1A-S020DS-0010	P1A-S025DS-0010
25	P1A-S020DS-0025	P1A-S025DS-0025
50	P1A-S020DS-0050	P1A-S025DS-0050
80	P1A-S020DS-0080	P1A-S025DS-0080
100	P1A-S020DS-0100	P1A-S025DS-0100
125	P1A-S020DS-0125	P1A-S025DS-0125
160	P1A-S020DS-0160	P1A-S025DS-0160

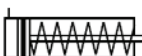


P1A Mini ISO 6432 Cylinders, single acting, magnetic, male threaded piston rod

Maximum operating pressure: 10 bar. Temperature range -20°C to +80°C.

- Bores 10 - 25mm
- Stainless piston rod
- Optional ISO mountings
- Optional sensors

Single acting - Spring return



Stroke (mm)	Ø10mm bore: M5 Ports	Ø12mm bore: M5 Ports	Ø16mm bore: M5 Ports
10	P1A-S010SS-0010	-	-
25	P1A-S010SS-0025	P1A-S012SS-0025	P1A-S016SS-0025
50	-	P1A-S012SS-0050	P1A-S016SS-0050

Stroke (mm)	Ø20mm bore: G1/8 Ports	Ø25mm bore: G1/8 Ports
10	-	-
25	P1A-S020SS-0025	P1A-S025SS-0025
50	P1A-S020SS-0050	P1A-S025SS-0050

Single acting - Spring extend



Stroke (mm)	Ø16mm bore: M5 Ports	Ø20mm bore: G1/8 Ports	Ø25mm bore: G1/8 Ports
10	-	-	-
25	P1A-S016TS-0025	P1A-S020TS-0025	P1A-S025TS-0025
50	P1A-S016TS-0050	P1A-S020TS-0050	P1A-S025TS-0050

P1A Mini ISO 6432 Cylinder Mountings

M8 Flange

MS3 Foot

AB3 Clevis Bracket

AP6 Swivel rod eye

AP4 Clevis



Ø10	P1A-4CMB	P1A-4CMF	P1A-4CMT	P1A-4CRS	P1A-4CRC
Ø12	P1A-4DMB	P1A-4DMF	P1A-4DMT	P1A-4DRS	P1A-4DRC
Ø16	P1A-4DMB	P1A-4DMF	P1A-4DMT	P1A-4DRS	P1A-4DRC
Ø20	P1A-4HMB	P1A-4HMF	P1A-4HMT	P1A-4HRS	P1A-4HRC
Ø25	P1A-4HMB	P1A-4HMF	P1A-4HMT	P1A-4HRS	P1A-4HRC



For sensors see [page 15](#)



OSPP Rodless Pneumatic Cylinders

Maximum operating pressure: 8 bar. Temperature Range: -10°C to +80°C

- 8 sizes OSPP10 up to OSPP80 with max. effective thrust forces from 32N to 2600N (@ 6 bar)
- Identical thrust force in both directions of movement
- Metallic seal band for max. life time expectation @ minimal friction
- End caps moveable in 90° steps for changing the air inlet position in an easy way in the field
- Stroke in steps of 1mm available
- Wide range of accessories



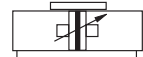
Dia. [mm] Bore	Load Capacity Fz [N]	Roll Moment Mx [Nm]	Pitch Moment My [Nm]	Yaw Moment Mz [Nm]	Eff. Thrust Force Fx [N]	Stroke [mm]	Order Code
10 M5 ports	20	0.2	1	0.3	32	100	OSPP10000000100000000000
						200	OSPP10000000020000000000
						300	OSPP10000000030000000000
16 M5 ports	120	0.45	4	0.5	78	100	OSPP16000000010000000000
						200	OSPP16000000020000000000
						300	OSPP16000000030000000000
25 G1/8 ports	300	1.5	15	3	250	100	OSPP25000000010000000000
						200	OSPP25000000020000000000
						300	OSPP25000000030000000000
32 G1/4 ports	450	3	30	5	420	100	OSPP32000000010000000000
						200	OSPP32000000020000000000
						300	OSPP32000000030000000000
40 G1/4 ports	750	6	60	8	640	100	OSPP40000000010000000000
						200	OSPP40000000020000000000
						300	OSPP40000000030000000000
50 G1/4 ports	1200	10	115	15	1000	100	OSPP50000000010000000000
						300	OSPP50000000030000000000
						500	OSPP50000000050000000000
63 G3/8 ports	1650	12	200	24	1550	100	OSPP63000000010000000000
						300	OSPP63000000030000000000
						500	OSPP63000000050000000000
80 G1/2 ports	2400	24	360	48	2600	100	OSPP80000000010000000000
						300	OSPP80000000030000000000
						500	OSPP80000000050000000000



OSPSP Slideline Rodless Pneumatic Cylinders with External Guide

Maximum operating pressure: 8 bar. Temperature Range: -10°C to +80°C

- External guidance allow higher load and moment capacity








Dia. [mm] Bore	Load Capacity Fz [N]	Roll Moment Mx [Nm]	Pitch Moment My [Nm]	Yaw Moment Mz [Nm]	Eff. Thrust Force Fx [N]	Stroke [mm]	Order Code
16 M5 ports	325	6	11	11	78	100	OSPSP160000000100000200000
						200	OSPSP160000000200000200000
						300	OSPSP160000000300000200000
25 G1/8 ports	675	14	34	34	250	100	OSPSP250000000100000200000
						200	OSPSP250000000200000200000
						300	OSPSP250000000300000200000
32 G1/4 ports	925	29	60	60	420	100	OSPSP320000000100000200000
						200	OSPSP320000000200000200000
						300	OSPSP320000000300000200000
40 G1/4 ports	1600	50	110	110	640	100	OSPSP400000000100000200000
						200	OSPSP400000000200000200000
						300	OSPSP400000000300000200000
50 G1/4 ports	2000	77	180	180	1000	100	OSPSP500000000100000200000
						300	OSPSP500000000300000200000
						500	OSPSP500000000500000200000
63 G3/8 ports	2500	120	260	260	1550	100	OSPSP630000000100000200000
						300	OSPSP630000000300000200000
						500	OSPSP630000000500000200000
80 G1/2 ports	2500	120	260	260	2600	100	OSPSP800000000100000200000
						300	OSPSP800000000300000200000
						500	OSPSP800000000500000200000





OSP-P offers a wide range of options




- Increased load capacity

PROLINE	POWERSLIDE	STARLINE	KF GUIDE	HEAVY DUTY GUIDE HD
				
Roller guide for high loads and rough conditions	The compact aluminium roller guide for high loads and velocities. Optional with Active / Passive Brake.	Recirculating ball bearing guide for very high loads and precision.	Recirculating ball bearing guide	For heavy duty applications.





- Higher integration of complete solution / Higher compactness

OSP-PBG BASIC GUIDE	INTEGRATED VOE VALVES
	
Compact, robust plain bearing guide for medium loads.	The complete compact solution for optimal cylinder control.

- Wider range of applications

PASSIVE BRAKE	ACTIVE BRAKE	VARIABLE STOP VS
		
Reacts automatically to pressure failure.	Pneumatic brake for secure, positive stopping at any position.	The variable stop provides simple stroke limitation.

- Solutions for special applications

OSPL	VITON™	CLEAN ROOM	ATEX
			
Leakage reduced version	For harsh environments	To ISO class 4	Gas and Dust

For additional information on pneumatic linear drives OSP-P, please refer to the catalogue



P8S Electric and Electronic sensors

P8S Series magnetic cylinder sensor enables quick, precise and contactless sensing of the piston's position in cylinders. It is easy to mount and can be used in numerous applications.

- Electronic PNP, NPN or electric Reed output.
- According to EN 60947-5-2, CE, C UL US, RoHs, Ex, IEC, IEC Ex.



Square body design, Insert straight in T-slot, screw 1/4 turn

Output, Function, Cable & Supply Voltage	Order Code		Output, Function, Cable & Supply Voltage	Order Code
With flying leads, PUR cable IP67	3 metre	10 metre	With M8 knurled screw, PUR cable IP67	0.3 metre
Electronic PNP-NC, with LED, 3-wire, 10-30 V DC	P8SAGQFAX	P8SAGQFDX	PNP-NC, with LED, 3-wire, 10-30 V DC	P8SAGQCHX
Electronic PNP-NO, with LED, 3-wire, 10-30 V DC	P8SAGPFAX	P8SAGPFDX	PNP-NO, with LED, 3-wire, 10-30 V DC	P8SAGPCHX
Electronic NPN-NC, with LED, 3-wire, 10-30 V DC	P8SAGMFAF	P8SAGMFDX		
Electronic NPN-NO, with LED, 3-wire, 10-30 V DC	P8SAGNFAX	P8SAGNFDX	NPN-NC, with LED, 3-wire, 10-30 V DC	P8SAGMCHX
Electric Reed-NO, with LED, 3-wire, 5-30 V AC/DC	P8SAGSFAX	P8SAGSFDX	NPN-NO, with LED, 3-wire, 10-30 V DC	P8SAGNCHX
Electric Reed-NO, with LED, 2-wire, 5-30 V AC/DC	P8SAGRFAF			
Electric Reed-NO, with LED, 2-wire, 5-230 V AC/DC	P8SAGRFDX2		Reed-NO, with LED, 3-wire, 5-30 V AC/DC	P8SAGSCHX
Electric Reed-NC, No LED, 2-wire, 5-120 V AC/DC	P8SAGEFRX1			
Electric Reed-NC, No LED, 2 wire, 5-30V AC/DC	P8SSAGEFRX		Reed-NC, No LED, 2-wire, 5-30 V AC/DC	P8SAGECNX
With flying leads, PVC cable IP67			Reed-NO, with LED, 2-wire, 5-30 V AC/DC	P8SAGRCHX
Electric Reed-NO, with LED, 3-wire, 5-30 V AC/DC	P8SAGSFLX			
Electric Reed-NO, with LED, 2-wire, 5-120 V AC/DC	P8SAGRFLX1			
Electric Reed-NO, with LED, 2-wire, 5-230 V AC/DC	P8SAGRFLX2			
Electronic PNP-NC, with LED, 3-wire, 10-30 V DC	P8SAGQFLX			
Electronic PNP-NO, with LED, 3-wire, 10-30 V DC	P8SAGPFLX		P8SAGPFTX	
Electric Reed-NO, with LED, 2-wire, 5-120 V AC/DC			P8SAGRFTX1	
Electric Reed-NO, with LED, 3-wire, 10-30 V AC/DC			P8SAGSFTX	
ATEX				
PNP-NO, with LED, 3-wire, 3 metre, 10-26 V DC, PUR	P8SAGPFAXS			
NAMUR-NO, with LED, 2-wire, 5 metre, 8.2-20 V DC, PVC	P8SAGDFMXW			
NAMUR-NO, with LED, 2-wire, 10 metre, 8.2-20 V DC, PVC	P8SAGDFTXW			

Note: All sensors are supplied with an adaptor for S-dovetail Parker type OSP grooves.

P8S Continuous Position Sensors

- Analogue or IO-Link function

Measuring length	Order Code	
	Analogue	IO-Link
32 mm	P8SAGACHA	P8SAGHMHA
64 mm	P8SAGACHB	P8SAGHMH B
128 mm	P8SAGACHD	P8SAGHMHD
192 mm	P8SAGACHF	P8SAGHMHF
256 mm	P8SAGACHH	P8SAGMH H



Note: PUR cable with M12 (IO-Link) or M8 (Analogue), 4-pin, 0,3 meter length.

Mountings

For products series	Order Code
P1F-T Tie rods, VRS/VRA	P8S-TMA0X
OSPP Rodless T-Slot D10mm	8872FIL
P1A-S/P1S-S Round cylinder D10-25mm	P8S-TMC01
P1S Round cylinder D32-63mm	P8S-TMC02
OSPP/OSPL S-Dovetail, pack of 10 plastic adaptors	P8S-TMA09



Complementary Products

Actuators

ISO 15552 Cylinders - P1F-T Large Bore



- Ø160-320mm bores
- Tie rod construction
- Double acting with adjustable cushioning
- Magnetic piston as standard
- High temperature versions



ISO 6431/6432 Cylinders - P1S



- Stainless Steel Cylinders
- Ø10-63mm bores
- Magnetic piston as standard



Round Cylinders - R32-63mm



- Ø32-63mm bores
- Double acting with adjustable cushioning
- Double acting with buffer cushioning
- Magnetic piston as standard
- Pivot mounting on front / rear covers



Compact Cylinders - SZ



- Ø12-63mm bores
- Single and double acting with buffer cushioning
- Magnetic piston as standard
- Guided versions

Short Stroke Cylinders - C05



- Single and double acting
- Short stroke / high clamping force
- Compact dimensions
- Simple installation and mounting



Cartridge Cylinders - P1G



- Single acting
- Compact construction
- Integral mounting
- Corrosion resistant design




Twin Rod Cylinder - RDV



- Ø25mm bore
- Double acting with buffer cushioning
- Magnetic piston as standard



Compact Guided Cylinders - P5T



- Ø16-100mm bores
- Double acting with buffer cushioning
- Flexible porting
- Stainless steel guide rods



Rotary Vane Actuators - PRO/PRN



- Double acting actuators
- Wide choice of torques (Up to 247Nm)
- High output torque/weight ratio
- Compact durable construction
- Low maintenance



Rotary Vane Actuators - PV



- Double acting actuators
- Single or double vane versions
- Uniform torque in both directions
- Angle adjustable (optional)
- Sensors (optional)



Rack and Pinion Actuators - RA



- 5 sizes
- Torques 20 to 200NM
- Single and double acting versions
- Rotation angles 90° or 180°
- Keyway output shaft
- Direct NAMUR valve connection



Rack and Pinion Actuators - VRS/VRA



- Ø32-125mm bores
- Rotation angles 96°, 186° and 366°
- Magnetic piston as standard



Hydraulic Clamp Cylinders - VB



- Single acting
- Built-in hydro-pneumatic intensifier
- Clamping forces up to 270 daN (depending on air pressure)
- Operated using air pressure
- No special installation required



Cartridge Cylinders - C0D/C0P



- C0D, diaphragm version
- C0P, piston version
- Single and double acting versions
- Large force / short stroke
- Compact dimensions



Air Bellows - Air Motors

9109 Series Air Bellows, Removable



- 10 sizes, diameters 70-660 mm
- Strokes from 45 to 375 mm
- Single, double or triple convolutions
- High thrust and frictionless movement
- Maintenance free



SP Series Air Bellows, Crimped



- 13 variants, diameters 150 to 420 mm
- Strokes from 45 to 170 mm
- Single or double convolutions
- High thrust and frictionless movement
- Maintenance free



P1VAS Series, Air Motors, Stainless Steel



- Designed for arduous applications
- Power from 0,12 kW to 1,6 kW
- ATEX CE Ex approved
- Keyed or threaded shaft
- No-lube intermittent operation as standard



P1V-M Series, Air Motors, Compact



- Designed for industrial applications
- Power from 0,2 to 1.2 kW
- ATEX CE Ex approved
- Patented method for simple change of vanes



P1V-A Series, Air Motors, Heavy



- Designed for heavy applications
- Power from 1,6 to 18kW
- ATEX CE Ex approved (without gear box)
- Motors with planetary gears
- Motors with helical gears
- Motors with worm gears



P1V-S Series, Air Motors, Air Tools




- Design to use in Robots and Automated Machines
- Drilling type 80 to 600 Watts
- Grinding type 90 to 300 Watts
- Milling type 400 to 1000 Watts




Electromechanical Products


Electric Linear Actuators - OSPE




- Belt driven or ball screw driven
- Square rail or sliding guide
- Wide range of options to fulfill a multitude of application requirements.
- Same outside dimensions like the pneumatic OSSP series




Electric Linear Actuators - HLR




- Small outside dimensions @ high load capacity
- Timing belt, square rail equipped
- Prepared for fast and easy X/Y/Z gantry assembling
- Load up to 3470 N
- 2 different actuator sizes



Electric Linear Actuators - ETH



- High power density
- Ball screw equipped
- Wide range of options
- 5 different cylinder sizes
- Thrust force from 3.7 to 114 kN




Servo Drive - PSD




- Wide Power Range
- Intelligent: Programmable version (IEC 61131-3)
- Space saving: Compact Dimensions & One Cable Solution
- Optional Functional Safety over EtherCAT (FSoE)
- Multi fieldbus interface: EtherCAT, PROFINET, EtherNet/IP



Electric Servo Motor - SMH



- 0.2 to 60 Nm
- High dynamic performance with rare earth magnets
- Large range of torque/speed
- Available in 7 sizes
- Highly configurable with lots of options



ATEX Servo Motor - EX / EY



- Compliant with several standards: ATEX, IECEx, CCC, Kosha
- Designed for Zone 1 or Zone 2
- 1.75 to 41 Nm
- Several feedback sensor possible
- Compact dimensions



Variable Speed Drive - AC15



- From 0.37 to 30 kW
- General purpose open loop industrial applications
- Safe Torque Off as standard
- Ethernet (Modbus TCP/IP) as standard
- DSELite programming software with flexible and powerful block diagram



Variable Speed Drive - AC20



- From 1.5 to 180 kW
- General purpose open/closed loop industrial applications
- Safe Torque Off as standard
- Ethernet (Modbus TCP/IP, Profinet and Ethernet IP)
- DSELite programming software with flexible and powerful block diagram



Valves

Viking Xtreme Valve - Lever 90° to ports operated

- . 4 Sizes from G1/8 to G1/2
- . Large range of flow from Qn 660 NL/mn to 2700 NL/mn
- . Maximum Operating Pressure up to 16 bar (Sizes G1/8 & G1/4) or 12 bar (Sizes G3/8 & G1/4)
- . Large Operating Temperature from -40°C to +60°C
- . Anodised Aluminum body



Size	Lever/Spring	Order code	Lever/Lever	Order code	Self centring		Held in 3 positions		
					Size	Lever/Lever	Order code	Lever/Lever	Order code
3/2 valves					5/3 Closed Centre Valve				
G1/8		P2LAX311VS		P2LAX311VV	G1/8		P2LAX61111		P2LAX61122
G1/4		P2LXB312VS		P2LXB312VV	G1/4		P2LXB61211		P2LXB61222
G3/8		P2LXC313VS		P2LXC313VV	G3/8		P2LXC61311		P2LXC61322
G1/2		P2LDX314VS		P2LDX314VV	G1/2		P2LDX61411		P2LDX61422
5/2 valves					5/3 Vented Centre Valve				
G1/8		P2LAX511VS		P2LAX511VV	G1/8		P2LAX81111		P2LAX81122
G1/4		P2LXB512VS		P2LXB512VV	G1/4		P2LXB81211		P2LXB81222
G3/8		P2LXC513VS		P2LXC513VV	G3/8		P2LXC81311		P2LXC81322
G1/2		P2LDX514VS		P2LDX514VV	G1/2		P2LDX81411		P2LDX81422
					5/3 Pressure Centre Valve				
					G1/8		P2LAX71111		P2LAX71122
					G1/4		P2LXB71211		P2LXB71222
					G3/8		P2LXC71311		P2LXC71322
					G1/2		P2LDX71411		P2LDX71422

Viking Xtreme Valve - Pneumatic Remote Pilot operated

- . 4 Sizes from G1/8 to G1/2
- . Large range of flow from Qn 660 NL/mn to 2700 NL/mn
- . Short change over time
- . Maximum Operating Pressure up to 16 bar (Sizes G1/8 & G1/4) or 12 bar (Sizes G3/8 & G1/4)
- . Large Operating Temperature from -40°C to +60°C
- . Anodised Aluminum body



Size	Air/Spring	Order code	Air/Air	Order code
3/2 valves				
G1/8		P2LAX311PS		P2LAX311PP
G1/4		P2LXB312PS		P2LXB312PP
G3/8		P2LXC313PS		P2LXC313PP
G1/2		P2LDX314PS		P2LDX314PP
5/2 valves				
G1/8		P2LAX511PS		P2LAX511PP
G1/4		P2LXB512PS		P2LXB512PP
G3/8		P2LXC513PS		P2LXC513PP
G1/2		P2LDX514PS		P2LDX514PP

Size	Air/Air	Order code
Self centring		
5/3 Closed Centre Valve		
G1/8		P2LAX611PP
G1/4		P2LXB612PP
G3/8		P2LXC613PP
G1/2		P2LDX614PP
5/3 Vented Centre Valve		
G1/8		P2LAX811PP
G1/4		P2LXB812PP
G3/8		P2LXC813PP
G1/2		P2LDX814PP
5/3 Pressure Centre Valve		
G1/8		P2LAX711PP
G1/4		P2LXB712PP
G3/8		P2LXC713PP
G1/2		P2LDX714PP



Viking Xtreme Valve - Solenoid operated - 15mm DIN C solenoid (w/o or w solenoid operator*)

* Solenoid operator(s) and connector/plug(s) must be ordered separately.

- . 4 Sizes from G1/8 to G1/2
- . Large range of flow from Qn 660 NI/mn to 2700 NI/mn
- . Short change over time
- . Maximum Operating Pressure up to 10 bar
- . Large Operating Temperature from -10°C to +50°C
- . Anodised Aluminum body



VALVES

Size	Symbol	Without Operator	With 24 Vdc Operator
3/2 valves Electric /Spring			
G1/8		P2LAX311ESNXXX	P2LAX311ESNXB549
G1/4		P2LBX312ESNXXX	P2LBX312ESNXB549
G3/8		P2LCX313ESNXXX	P2LCX313ESNXB549
G1/2		P2LDX314ESNXXX	P2LDX314ESNXB549
5/2 valves Electric /Electric			
G1/8		P2LAX511EENXXX	P2LAX311EENXB549
G1/4		P2LBX512EENXXX	P2LBX312EENXB549
G3/8		P2LCX513EENXXX	P2LCX313EENXB549
G1/2		P2LDX514EENXXX	P2LDX314EENXB549
5/2 valves Electric /Spring			
G1/8		P2LAX511ESNXXX	P2LAX511ESNXB549
G1/4		P2LBX512ESNXXX	P2LBX512ESNXB549
G3/8		P2LCX513ESNXXX	P2LCX513ESNXB549
G1/2		P2LDX514ESNXXX	P2LDX514ESNXB549
5/2 valves Electric /Electric			
G1/8		P2LAX511EENXXX	P2LAX511EENXB549
G1/4		P2LBX512EENXXX	P2LBX512EENXB549
G3/8		P2LCX513EENXXX	P2LCX513EENXB549
G1/2		P2LDX514EENXXX	P2LDX514EENXB549

Size	Symbol	Without Operator	With 24 Vdc Operator
5/3 Closed Centre - Electric / Electric - Self Centring			
G1/8		P2LAX611EENXXX	P2LAX611EENXB549
G1/4		P2LBX612EENXXX	P2LBX612EENXB549
G3/8		P2LCX613EENXXX	P2LCX613EENXB549
G1/2		P2LDX614EENXXX	P2LDX614EENXB549
5/3 Pressure Centre - Electric / Electric - Self Centring			
G1/8		P2LAX711EENXXX	P2LAX711EENXB549
G1/4		P2LBX712EENXXX	P2LBX712EENXB549
G3/8		P2LCX713EENXXX	P2LCX713EENXB549
G1/2		P2LDX714EENXXX	P2LDX714EENXB549
5/3 Vented Centre - Electric / Electric - Self Centring			
G1/8		P2LAX811EENXXX	P2LAX811EENXB549
G1/4		P2LBX812EENXXX	P2LBX812EENXB549
G3/8		P2LCX813EENXXX	P2LCX813EENXB549
G1/2		P2LDX814EENXXX	P2LDX814EENXB549

15mm DIN C (8mm spacing) solenoid operator

Manual Overrides



Voltage	Without Manual Override	Flush (Not Extended)		Extended	
		Blue Override non locking	Yellow Override Locking	Blue Override non locking	Yellow Override Locking
12 Vdc	P2E-KV32B0	P2E-KV32B1	P2E-KV32B2	P2E-KV32B3	P2E-KV32B4
24 Vdc	P2E-KV32C0	P2E-KV32C1	P2E-KV32C2	P2E-KV32C3	P2E-KV32C4
48 Vdc	P2E-KV32D0	P2E-KV32D1	P2E-KV32D2	P2E-KV32D3	P2E-KV32D4
24 Vac 50Hz	P2E-KV31C0	P2E-KV31C1	P2E-KV31C2	P2E-KV31C3	P2E-KV31C4
48 Vac 50/60Hz	P2E-KV34D0	P2E-KV34D1	P2E-KV34D2	P2E-KV34D3	P2E-KV34D4
115 Vac 50Hz / 120 Vac 60 Hz	P2E-KV31F0	P2E-KV31F1	P2E-KV31F2	P2E-KV31F3	P2E-KV31F4
230 Vac 50Hz / 240 Vac 60 Hz	P2E-KV31J0	P2E-KV31J1	P2E-KV31J2	P2E-KV31J3	P2E-KV31J4

Cable plugs 15 mm - IP65 (8 mm pin spacing)

Standard screw



Description	Electrical protection	Cable length	Order code
	No protection	No cable	P8C-D
		2 metre	P8L-C2
		5 metre	P8L-C5
	LED + protection 24 VDC LED + protection 24 VDC/AC	No cable	P8C-D26C
		2 metre	P8L-C226C
		5 metre	P8L-C526C



Viking Xtreme Valve - Solenoid operated - 22mm DIN B solenoid (w/o or w coil)

- Supplied with Industrial Operator type P2FP13N4D (Brass Extended non locking Manual Override)
- 10°C/+50°C - Up to 10 bar
- Supplied without or With 22mm DIN B 24 Vdc Solenoid Coil DC 4,8W - AC 8,5 VA - +/- 10% - 100%ED



VALVES

Size	Symbol	Without Coil	With 24 Vdc Coil
3/2 valves			
Electric signal /Spring			
G1/8		P2LAX311ESNDDN	P2LAX311ESNDDB49
G1/4		P2LBX312ESNDDN	P2LBX312ESNDDB49
G3/8		P2LCX313ESNDDN	P2LCX313ESNDDB49
G1/2		P2LDX314ESNDDN	P2LDX314ESNDDB49
3/2 valves			
Electric signal /Electric signal			
G1/8		P2LAX311EENDDN	P2LAX311EENDDB49
G1/4		P2LBX312EENDDN	P2LBX312EENDDB49
G3/8		P2LCX313EENDDN	P2LCX313EENDDB49
G1/2		P2LDX314EENDDN	P2LDX314EENDDB49
5/2 valves			
Electric signal /Spring			
G1/8		P2LAX511ESNDDN	P2LAX511ESNDDB49
G1/4		P2LBX512ESNDDN	P2LBX512ESNDDB49
G3/8		P2LCX513ESNDDN	P2LCX513ESNDDB49
G1/2		P2LDX514ESNDDN	P2LDX514ESNDDB49
5/2 valves			
Electric signal /Electric signal			
G1/8		P2LAX511EENDDN	P2LAX511EENDDB49
G1/4		P2LBX512EENDDN	P2LBX512EENDDB49
G3/8		P2LCX513EENDDN	P2LCX513EENDDB49
G1/2		P2LDX514EENDDN	P2LDX514EENDDB49

Size	Symbol	Without Coil	With 24 Vdc Coil
5/3 Closed Centre Valve - Electric / Electric - Self Centring			
G1/8		P2LAX611EENDDN	P2LAX611EENDDB49
G1/4		P2LBX612EENDDN	P2LBX612EENDDB49
G3/8		P2LCX613EENDDN	P2LCX613EENDDB49
G1/2		P2LDX614EENDDN	P2LDX614EENDDB49
5/3 Pressure Centre Valve - Electric / Electric - Self Centring			
G1/8		P2LAX711EENDDN	P2LAX711EENDDB49
G1/4		P2LBX712EENDDN	P2LBX712EENDDB49
G3/8		P2LCX713EENDDN	P2LCX713EENDDB49
G1/2		P2LDX714EENDDN	P2LDX714EENDDB49
5/3 Vented Centre Valve - Electric / Electric - Self Centring			
G1/8		P2LAX811EENDDN	P2LAX811EENDDB49
G1/4		P2LBX812EENDDN	P2LBX812EENDDB49
G3/8		P2LCX813EENDDN	P2LCX813EENDDB49
G1/2		P2LDX814EENDDN	P2LDX814EENDDB49

22 mm DIN B Solenoid Coil

Voltage	DC	AC 50/60 Hz
12 VDC	P2FCB445	
24 VDC	P2FCB449	P2FCB442
48 VDC	P2FCB451	P2FCB449
120 VAC		P2FCB453
230 VAC		P2FCB457
24 VDC Low power (2W)	P2FCB249*	

* To be used with operator P2FP13N2

Valve Sub-Bases

For Actuation air signal / 15mm and 22mm solenoid Coil (not compatible with 30mm solenoid coil)

	Type P2LAX / P2LBX 3/2 Valves	Type P2LAX 5/2 & 5/3 Valves	Type P2LBX 5/2 & 5/3 Valves
For 4 valves	91213204SXZ	9121658075	9121594806X
For 6 valves	91213206SXZ	9121658076	9121594807X
For 8 valves	91213208SXZ	9121658077	9121594808X
Blanking Plate	912132BPSXZ	9121658063	9121594809X



Viking Xtreme Valve - Solenoid operated - 22mm DIN B solenoid (w/o or w coil)

- Supplied with Mobile Operator type P2FP13H4D (Brass Extended non locking Manual Override)
 - 40°C/+60°C - P2LAX/P2LBX Up to 16 bar - P2LCX/P2LDX Up to 12 bar
- Supplied without or With 22mm DIN B 24 Vdc Solenoid Coil
 - DC 4,8W - AC 8,5 VA - +/- 10%
- Compatible with:

- Industrial solenoid coil -10°C/+50°C:
 - > 22 mm DIN B coil - DC 4,8 W +/-10%
- Mobile solenoid coil -40°C/+60°C:
 - > 30 mm DIN A coil - DC 6,8 W +/-30%
 - > 22 mm DIN B coil - DC 6,0 W +30%/-10%



Size	Symbol	Without Coil	With 24 Vdc Coil
3/2 valves			
Electric signal /Spring			
G1/8		P2LAX311ESHDDN	P2LAX311ESHDDB49
G1/4		P2LBX312ESHDDN	P2LBX312ESHDDB49
G3/8		P2LCX313ESHDDN	P2LCX313ESHDDB49
G1/2		P2LDX314ESHDDN	P2LDX314ESHDDB49
3/2 valves			
Electric signal /Electric signal			
G1/8		P2LAX311EEHDDN	P2LAX311EEHDDB49
G1/4		P2LBX312EEHDDN	P2LBX312EEHDDB49
G3/8		P2LCX313EEHDDN	P2LCX313EEHDDB49
G1/2		P2LDX314EEHDDN	P2LDX314EEHDDB49
5/2 valves			
Electric signal /Spring			
G1/8		P2LAX511ESHDDN	P2LAX511ESHDDB49
G1/4		P2LBX512ESHDDN	P2LBX512ESHDDB49
G3/8		P2LCX513ESHDDN	P2LCX513ESHDDB49
G1/2		P2LDX514ESHDDN	P2LDX514ESHDDB49
5/2 valves			
Electric signal /Electric signal			
G1/8		P2LAX511EEHDDN	P2LAX511EEHDDB49
G1/4		P2LBX512EEHDDN	P2LBX512EEHDDB49
G3/8		P2LCX513EEHDDN	P2LCX513EEHDDB49
G1/2		P2LDX514EEHDDN	P2LDX514EEHDDB49

Size	Symbol	Without Coil	With 24 Vdc Coil
5/3 Closed Centre Valve - Electric / Electric - Self Centring			
G1/8		P2LAX611EEHDDN	P2LAX611EEHDDB49
G1/4		P2LBX612EEHDDN	P2LBX612EEHDDB49
G3/8		P2LCX613EEHDDN	P2LCX613EEHDDB49
G1/2		P2LDX614EEHDDN	P2LDX614EEHDDB49
5/3 Pressure Centre Valve - Electric / Electric - Self Centring			
G1/8		P2LAX711EEHDDN	P2LAX711EEHDDB49
G1/4		P2LBX712EEHDDN	P2LBX712EEHDDB49
G3/8		P2LCX713EEHDDN	P2LCX713EEHDDB49
G1/2		P2LDX714EEHDDN	P2LDX714EEHDDB49
5/3 Vented Centre Valve - Electric / Electric - Self Centring			
G1/8		P2LAX811EEHDDN	P2LAX811EEHDDB49
G1/4		P2LBX812EEHDDN	P2LBX812EEHDDB49
G3/8		P2LCX813EEHDDN	P2LCX813EEHDDB49
G1/2		P2LDX814EEHDDN	P2LDX814EEHDDB49

Voltage	30 mm DIN A & 22mm DIN B Solenoid Coil			
	Industrial Coil		Mobile Coil	
	22mm DIN B		22mm DIN B	30 mm DIN A
	DC	AC 50/60 Hz	DC	DC
12 V	P2FCB445		P2FCB447	P2FCA447
24 V	P2FCB449	P2FCB442	P2FCB448	P2FCA448
48 V	P2FCB451	P2FCB449		P2FCA474
72 V				P2FCA470
96 V				P2FCA471
110 V				P2FCA472
120 V		P2FCB453		
230 V		P2FCB457		

Solenoid Connectors / Cable Plugs EN176301-803

Standard IP65, with standard screw

	Description	22 x 30 DIN Form B	23 X 30 DIN Form A
No cable 	Without Led, without protection	3EV10V10	3EV290V10
	With LED and protection 24 Vac/Vdc	3EV10V20-24	3EV290V20-24
	With LED and protection 110 Vac	3EV10V20-110	3EV290V20-110
	With LED and protection 230 Vac	3EV10V20-230	3EV290V20-230
5 metre cable 	With LED and protection 24 Vac / Vdc	3EV10V20-24L5	3EV290V20-24L5
	With LED and protection 110 Vac	3EV10V20-110L5	3EV290V20-110L5
	With LED and protection 230 Vac	3EV10V20-230L5	3EV290V20-230L5




ISO 15407-1 ISOMAX

Rust and corrosion resistant body

With the valve body in polyamide reinforced fibreglass and the casting in anodised aluminium, the Isomax range presents a comprehensive design to suit most industrial environments.

- Size 01 and 02 (26 and 18 mm)
- Ceramic slide technology for long life operation
- Solenoid or air pilot actuation
- From vacuum up to 10 bar applications
- Internal or external pilot supply with same valves
- Capture solenoid exhaust



Symbol	Description	Size	Order code		
			15 mm DIN C / 24 Vdc / 1,2 W solenoid valve operator	Without 15 mm DIN C solenoid valve operator	
	5/2 Single solenoid - Spring return	02 - 18 mm		DX02-621-951M	DX02-621-60
		01 - 26mm		DX01-621-951M	DX01-621-60
	5/2 Single solenoid - Differential	02 - 18 mm		DX02-651-951M	DX02-651-60
		01 - 26mm		DX01-651-951M	DX01-651-60
	5/2 Double solenoid	02 - 18 mm		DX02-606-951M	DX02-606-60
		01 - 26mm		DX01-606-951M	DX01-606-60
	5/3 Closed Centre (APB)	02 - 18 mm		DX02-616-951M	DX02-616-60
		01 - 26mm		DX01-616-951M	DX01-616-60
	5/3 Vented Centre	02 - 18 mm		DX02-611-951M	DX02-611-60
		01 - 26mm		DX01-611-951M	DX01-611-60

15mm solenoid valve operator, solenoid connectors & cable plug to be ordered separately. See solenoid section

Pneumatic remote pilot operated

Without valve spool manual override

Symbol	Description	Size	Order code
	5/2 Air pilot - Spring return	02 - 18 mm	DX02-421-60
		01 - 26mm	DX01-421-60
	5/2 Air pilot - Differential	02 - 18 mm	DX02-451-60
		01 - 26mm	DX01-451-60
	5/2 Double air pilot	02 - 18 mm	DX02-406-60
		01 - 26mm	DX01-406-60
	5/3 Closed Centre (APB)	02 - 18 mm	DX02-416-60
		01 - 26mm	DX01-416-60
	5/3 Vented Centre	02 - 18 mm	DX02-411-60
		01 - 26mm	DX01-411-60

Accessories

	Blanking plate	
	Size 02	DX02BLK
	Size 01	DX01BLK



15mm DIN C (8mm spacing) solenoid operator

Manual Overrides



Voltage	Without Manual Override	Flush (Not Extended)		Extended	
		Non locking blue override	Locking yellow override	Non locking blue override	Locking yellow override
12 Vdc	P2E-KV32B0	P2E-KV32B1	P2E-KV32B2	P2E-KV32B3	P2E-KV32B4
24 Vdc	P2E-KV32C0	P2E-KV32C1	P2E-KV32C2	P2E-KV32C3	P2E-KV32C4
48 Vdc	P2E-KV32D0	P2E-KV32D1	P2E-KV32D2	P2E-KV32D3	P2E-KV32D4
24 Vac 50Hz	P2E-KV31C0	P2E-KV31C1	P2E-KV31C2	P2E-KV31C3	P2E-KV31C4
48 Vac 50/60Hz	P2E-KV34D0	P2E-KV34D1	P2E-KV34D2	P2E-KV34D3	P2E-KV34D4
115 Vac 50Hz / 120 Vac 60 Hz	P2E-KV31F0	P2E-KV31F1	P2E-KV31F2	P2E-KV31F3	P2E-KV31F4
230 Vac 50Hz / 240 Vac 60 Hz	P2E-KV31J0	P2E-KV31J1	P2E-KV31J2	P2E-KV31J3	P2E-KV31J4



Cable plugs 15 mm - IP65 (8 mm pin spacing)

Standard screw



Description	Electrical protection	Cable length	Order code
	No protection	No cable	P8C-D
		2 metre	P8L-C2
		5 metre	P8L-C5
	LED + protection 24 VDC	No cable	P8C-D26C
		2 metre	P8L-C226C
		5 metre	P8L-C526C





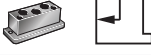






ISO 15407-1 Subbases & Manifolds


Side ported individual subbase - ISO 15407-1 - Sizes 02 & 01

Description	Size	Port Size	Weight (g)	Order code
 <p>Individual Subbase Can be used for External pilot supply or Single or Double pneumatic remote pilot</p>	02 - 18 mm	G1/8	70	PL02-01-70
		1/8 NPT	70	PL02-01-80
	01 - 26 mm	G1/4	120	PL01-02-70
		1/4 NPT	120	PL01-02-80

Bottom ported manifold & end plate - ISO 15407-1 - sizes 02

				Order code	
2 Valve position manifold		Internal pilot	G1/8	P2V-AM511PB	
		External pilot		P2V-AM511NB	
	Left	Right			
End plates	Side ported	 	G1/4	P2V-AM512GS	P2V-AM512HS
	Top ported	 	G1/4	P2V-AM512GT	P2V-AM512HT
	Bottom ported	 	G1/4	P2V-AM512GB	P2V-AM512HB
	End cover	 		P2V-AM500G0	P2V-AM500H0
Plug				P2V-AK0P	

Front ported manifold & end plate - ISO 15407-1 - sizes 02 & 01

Description	Size	Port size	Order code
 <p>Two position manifold base Can be used for external pilot supply Cannot be used for remote pilot</p>	02-18 mm	G1/8	RJLP02-201-70
	01-26 mm	G1/4	RJLP01-202-70
<p>Two position manifold base Can be used for external pilot supply using # 14 or single or double pneumatic remote pilot</p>	01-26 mm	G1/4	RJL01-202-70
	02-18 mm	G1/4	PEJ02-02-70
End plate kit	01-26 mm	G3/8	PEJ01-03-70



ISO 5599-1







Ceramic slide valves for maximum operational life. Solenoid or air pilot operated with a wide choice of bases and manifolds. Vacuum to 12 bar general applications.

- Size 1, 2 and 3
- Ceramic technology for long life operation
- From vacuum up to 12 bar applications
- Internal or external pilot supply with same valves
- M12 on each coil
- Common M12



For ATEX specific products contact Sales Office

Pneumatic remote pilot operated

Symbol	Description	Size	Order code	
			With direct valve spool manual override	Without direct valve spool manual override
	5/2 Air pilot - Spring return	1 - 43 mm	DX1-421-70	DX1-421-60
		2 - 56 mm	DX2-421-70	DX2-421-60
		3 - 71 mm	DX3-421-70	DX3-421-60
	5/2 Air pilot - Differential	1 - 43 mm	DX1-451-70	DX1-451-60
		2 - 56 mm	DX2-451-70	DX2-451-60
		3 - 71 mm	DX3-451-70	DX3-451-60
	5/2 Double air pilot	1 - 43 mm	DX1-406-70	DX1-406-60
		2 - 56 mm	DX2-406-70	DX2-406-60
		3 - 71 mm	DX3-406-70	DX3-406-60
	5/3 Closed Centre (APB)	1 - 43 mm	DX1-416-70	DX1-416-60
		2 - 56 mm	DX2-416-70	DX2-416-60
		3 - 71 mm	DX3-416-70	DX3-416-60
	5/3 Vented Centre	1 - 43 mm	DX1-411-70	DX1-411-60
		2 - 56 mm	DX2-411-70	DX2-411-60
		3 - 71 mm	DX3-411-70	DX3-411-60
	5/3 Pressurised Centre	1 - 43 mm	DX1-413-70	DX1-413-60
		2 - 56 mm	DX2-413-70	DX2-413-60



Isomax - ISO 5599-1 - Sizes 1, 2 & 3

With non locking manual override on solenoid valve operator - Without direct valve spool manual override

Description	Size	Symbol	Order code	
			with 30 x 30 DIN Form A / 24 Vdc / 2,7 W solenoid	without coil
5/2 Single solenoid - Spring return	1 - 43 mm		DX1-621-BL49	DX1-621-BN
	2 - 56 mm		DX2-621-BL49	DX2-621-BN
	3 - 71 mm		DX3-621-BL49	DX3-621-BN
5/2 Single solenoid - Differential	1 - 43 mm		DX1-651-BL49	DX1-651-BN
	2 - 56 mm		DX2-651-BL49	DX2-651-BN
	3 - 71 mm		DX3-651-BL49	DX3-651-BN
5/2 Double solenoid	1 - 43 mm		DX1-606-BL49	DX1-606-BN
	2 - 56 mm		DX2-606-BL49	DX2-606-BN
	3 - 71 mm		DX3-606-BL49	DX3-606-BN
5/3 Closed Centre (APB)	1 - 43 mm		DX1-616-BL49	DX1-616-BN
	2 - 56 mm		DX2-616-BL49	DX2-616-BN
	3 - 71 mm		DX3-616-BL49	DX3-616-BN
5/3 Vented Centre	1 - 43 mm		DX1-611-BL49	DX1-611-BN
	2 - 56 mm		DX2-611-BL49	DX2-611-BN
	3 - 71 mm		DX3-611-BL49	DX3-611-BN
5/3 Pressurised Centre	1 - 43 mm		DX1-613-BL49	DX1-613-BN
	2 - 56 mm		DX2-613-BL49	DX2-613-BN

Solenoid connectors & cable plug to be ordered separately. See solenoid section

30 x 30 DIN Form A or 22 x 30 DIN Form B coil & coil connectors to be ordered separately. See solenoid section

Valve alone without operator

Description	Size	Symbol	Order code	
			With direct valve spool manual override	
5/2 Air pilot - Spring return	1 - 43 mm		DX1-621-70	
	2 - 56 mm		DX2-621-70	
	3 - 71 mm		DX3-621-70	
5/2 Air pilot - Differential	1 - 43 mm		DX1-651-70	
	2 - 56 mm		DX2-651-70	
	3 - 71 mm		DX3-651-70	
5/2 Double air pilot	1 - 43 mm		DX1-606-70	
	2 - 56 mm		DX2-606-70	
	3 - 71 mm		DX3-606-70	
5/3 Closed Centre (APB)	1 - 43 mm		DX1-616-70	
	2 - 56 mm		DX2-616-70	
	3 - 71 mm		DX3-616-70	
5/3 Vented Centre	1 - 43 mm		DX1-611-70	
	2 - 56 mm		DX2-611-70	
	3 - 71 mm		DX3-611-70	
5/3 Pressurised Centre	1 - 43 mm		DX1-613-70	
	2 - 56 mm		DX2-613-70	



ISO 5599-1 Coils

3/2 N.C. CNOMO Operator - Without Coil



Description	Manual override	Order code
Solenoid operator for 30 x 30 DIN Form A Coil Dedicated to Low Power 2,5W / 3VA Coil	No manual override	P2FP23N4A
	Pulse non locking	P2FP23N4B
	Locking	P2FP23N4C
Solenoid operator for 30 x 30 DIN Form A Coil Dedicated to High Power 4,5W / 5VA Coil	No manual override	EV3000100
	Pulse non locking	EV3001100
	Locking	EV3003100
Solenoid operator for 22 x 30 DIN Form B Coil Dedicated to Low Power 2,5W / 4,5VA Coil	No manual override	1EV0*310
	Pulse non locking	1EV1*310
	Locking	1EV3*310

30 x 30 DIN Form A and 22 x 30 DIN Form B Coils for CNOMO Operator



	30 x 30 DIN Form A		22 x 30 DIN Form B
	Low Power (to be used with P2FP23N4x)	High Power (to be used with EV300x100)	Low Power (to be used with 1EVx*310)
Voltage	Order code		
12 Vdc	P2FCA445	P2FCA545	P2FCB345
24 Vdc	P2FCA449	P2FCA549	P2FCB349
48 Vdc	P2FCA451	P2FCA351	P2FCB351
12 Vac 50/60 Hz	P2FCA440	P2FCA540	P2FCB340
24 Vac 50/60 Hz	P2FCA445	P2FCA545	P2FCB345
48 Vac 50/60 Hz	P2FCA449	P2FCA549	P2FCB349
110 Vac 50 Hz / 120 Vac 60 Hz	P2FCA453	P2FCA553	P2FCB353
230 Vac 50 Hz / 240 Vac 60 Hz	P2FCA457	P2FCA557	P2FCB357

Spare Solenoid Nuts




Description	Usage	Order code
Plastic knurled nut	For valve requiring Captured exhaust	P2FNP
Diffuser plastic nut	For valve requiring Vented exhaust	P2FND

Solenoid Connectors / Cable Plugs EN176301-803

Standard IP65, with standard screw

	Description	22 x 30 DIN Form B	23 X 30 DIN Form A
No cable 	Without Led, without protection	3EV10V10	3EV290V10
	With LED and protection 24 Vac/Vdc	3EV10V20-24	3EV290V20-24
	With LED and protection 110 Vac	3EV10V20-110	3EV290V20-110
	With LED and protection 230 Vac	3EV10V20-230	3EV290V20-230
5 metre cable 	With LED and protection 24 Vac / Vdc	3EV10V20-24L5	3EV290V20-24L5
	With LED and protection 110 Vac	3EV10V20-110L5	3EV290V20-110L5
	With LED and protection 230 Vac	3EV10V20-230L5	3EV290V20-230L5

Spare Solenoid DIN Connectors




Description	Characteristics	Characteristics	Visualisation	Cable
M12 Connector for one coil	24 V AC/DC - 4A	LED	No cable	P8C-A626C
M12 Connector for two coils*	24 V AC/DC - 4A	LED	No cable	P8C-AM26C

* Not compatible with Size 3

Note: Solenoid pilot operators are fitted to the ISOMAX DX range. Order the above Order Codes for spares. The operators are supplied with mounting screws and interface 'O' rings. Coils and connectors must be ordered separately.




VDMA Side Ported Subbases



Description	Size	Port size	Order code
Subbases VDMA Side port according to VDMA	1 - 43mm	G1/4	P2N-VS512SD
	2 - 56mm	G3/8	P2N-WS513SD
	3 - 71mm	G1/2	P2N-YS514SD

VDMA Bottom Ported Manifold



Description	Size	Port size	Order code
VDMA Form C Bottom port according to VDMA	1 - 43mm	G1/4	P2N-VM512MB
	2 - 56mm	G3/8	P2N-WM513MB
	3 - 71mm	G1/2	P2N-YM514MB



VDMA Transition plate Size 1 to Size 3 Kit includes: Transition plate only	1 to 3	G1/4	P2N-VM500AK
--	--------	------	-------------

VDMA Form D - End plate According to VDMA	1 - 43mm	G3/8	P2N-VM513ES
	2 - 56mm	G1/2	P2N-WM514ES
	3 - 71mm	G1	P2N-YM518ES

VDMA Isolation - Main galley According to VDMA Kit includes: (1) Isolator plug.	1 - 43mm		P2N-VK0P
	2 - 56mm		P2N-WK0P
	3 - 71mm		P2N-YK0P

Accessories



Description	Size	Port size	Order code
Blanking plate Kit includes: (1) Blanking plate, (1) Gasket and (4) Mounting bolts	1 - 43mm	G1/4	P2N-AA5B
	2 - 56mm	G3/8	P2N-BA5B
	3 - 71mm	G1/2	P2N-CA5B



Side ported subbases



Description	Size	Port size	Order code BSP	Order code NPT
Single subbase with side ports 1 3 5 2 4 ports & 12 14	1 - 43mm	G1/4	PL1-1/4-70	PL1-1/4-80
	1 - 43mm	G3/8	PL1-3/8-70	-
	2 - 56mm	G3/8	PL2-3/8-70	PL2-3/8-80
	2 - 56mm	G1/2	P2N-HS514SS	-
	3 - 71mm	G1/2	PL3-1/2-70	PL3-1/2-80
	3 - 71mm	G3/4	P2N-JS516SD	-

Bottom ported subbases



Description	Size	Port size	Order code BSP	Order code NPT
Single subbase with bottom ports 1 3 5 2 4 ports & 12 14	1 - 43mm	G1/4	PD1-1/4-70	PD1-1/4-80
	2 - 56mm	G3/8	PD2-3/8-70	PD2-3/8-80
	3 - 71mm	G1/2	PD3-1/2-70	-

Size 1 bottom ported manifold



Description	Size	Port size	Order code
Manifold with bottom ports low profile	1 - 43mm	G1/4	P2N-AM512MB



Description	Size	Port size	Order code
Connecting block Top or bottom ported connecting block for above manifold "low profile"	1 - 43mm	G3/8	P2N-AM513GT



Description	Size	Port size	Order code
End End piece for above manifold "low profile"	1 - 43mm	-	P2N-AM500J



Description	Size	Port size	Order code
Intermediate supply Top or bottom ported intermediate supply for above manifold "low profile"	1 - 43mm	G3/8	P2N-AM513BT



Description	Size	Port size	Order code
Isolation plugs isolating seal for above manifold "low profile"	1 - 43mm	-	P2N-AK0P

Sizes 1 & 2 side ported manifold



Description	Size	Port size	Order code
Manifold Manifold with side port	1 - 43mm	G1/4	P2N-EM512MD
	2 - 56mm	G3/8	P2N-FM513MD



Description	Size	Port size	Order code
End Side ported connecting kit for above manifold with side ports	1 - 43mm	G3/8	P2N-EM513ES
	2 - 56mm	G1/2	P2N-FM514ES



ISO 15407-2 and 5599-2 H Series ISO Plug-In and Universal Manifold

The H Series ISO valve conforms to international standards 15407 and 5599, providing maximum flexibility for end users. H Series ISO offers machine builders a complete offering with a wide variety of accessories and options in a valve family with flow ranges from Qn 540 Nl/mn up to 5900 Nl/mn.

HB/HA/H1/H2 can be mounted on the same manifold and can operate from vacuum to 10 bar in an environment from -15°C to + 49°C.

Collective solutions offer installation time savings with either multi-pin connectors or network solutions through Ethernet or IO-Link.



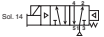

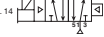













Ports, Flow:

H Universal Manifold:
 HB – G1/8 : Qn 540 Nl/mn
 HA – G1/4 : Qn 1080 Nl/mn
 H1 – G3/8 : Qn 1480 Nl/mn
 H2 – G1/2 : Qn 2950 Nl/mn

Solenoids:











HB & HA: 24 Vdc, 1,0 W
 H1 & H2: 24 Vdc, 3,2 W

Valves, blanking plates & manifolds – 15407-2 & 5599-2 Plug-In, Sizes 02 to 2

Symbol	Description	ISO 15407-2		ISO 5599-2	
		Size 02 (18mm)	Size 01 (26mm)	Size 1	Size 2
	5/2 Elec. spring return External pilot	HBEVXLG0G9A	HAEVXLG0G9A	H1EVXXG0B9D	H2EVXXG0B9D
		HB1VXLG0G9A	HA1VXLG0G9A	H11VXXG0B9D	H21VXXG0B9D
ISO 15407-2		HB2VXLG0G9A	HA2VXLG0G9A	H12VXXG0B9D	H22VXXG0B9D
	5/3 dual Elec., APB External pilot	HB5VXLG0G9A	HA5VXLG0G9A	H15VXXG0B9D	H25VXXG0B9D
		HB6VXLG0G9A	HA6VXLG0G9A	H16VXXG0B9D	H26VXXG0B9D
ISO 5599-2		HB7VXLG0G9A	HA7VXLG0G9A	H17VXXG0B9D	H27VXXG0B9D
	Dual 3/2 Elec. NC/NC Internal pilot	HBNVXBG0G9A	-	-	-
	Dual 3/2 Elec. NO/NO Internal pilot	HBPVXBG0G9A	-	-	-
	Blanking Plate	PS5634P	PS5534P	PS4034CP	PS4134CP
ISO 15407-2			ISO 5599-2		
	For Sgl Solenoid Valve ISO 15407-2 : 2 addresses ISO 5599-2 : 1 adresse	PSHU1152J1P	PSHU1154J1P	PSHU1156J1P	PSHU1158J1P
ISO 15407-2 2 valve positions			ISO 5599-2 1 valve position		
	For Dbl Solenoid Valve ISO 15407-2 : 4 addresses ISO 5599-2 : 2 addresses	PSHU1152M1P	PSHU1154M1P	PSHU1156M1P	PSHU1158M1P
ISO 15407-2 2 valve positions			ISO 5599-2 1 valve position		



End plate kits, Intermediate Supply Module and Right Hand end plate
 Universal Manifold for use with Plug-In HB, HA, H1 & H2

	Description	Order Code
	25-pin, D-Sub Side, 24 address	PSHU20L101P
	25-pin, D-Sub Top, 24 address	PSHU20L201P
 Class A  Class B	P2H IO Link Class B, standard version, 24 address	PSHU20N201P
	P2H IO Link Class B, safe version, 24 address	PSHU20S201P
	P2H IO Link Class A, 4-pin safe version, 24 address	PSHU20S401P
	P2H IO Link Class A, 5-pin safe version, 24 address	PSHU20S501P
	P2H Ethernet Node, 32 addresses, EtherNet/IP™	PSHU20P201PE000A-P5
	P2H Ethernet Node, 32 addresses, EtherCAT	PSHU20P201PT000A-P5
	P2H Ethernet Node, 32 addresses, Profinet	PSHU20P201PN000A-P5
	PCH Network Portal, 32 addresses with 3 Module Variants (AAA), Profinet	PSHU20P301PNAAA0-P5
	PCH Network Portal, 32 addresses with 3 Module Variants (ABC), Profinet	PSHU20P301PNABC0-P5
	PCH Network Portal, 32 addresses with 3 Module Variants (AAA), EtherNet /IP	PSHU20P301PEAAA0-P5
	PCH Network Portal, 32 addresses with 3 Module Variants (ABC), EtherNet /IP	PSHU20P301PEABC0-P5
	PCH Network Portal, 32 addresses with 3 Module Variants (AAA), EtherCAT	PSHU20P301PTAAA0-P5
	PCH Network Portal, 32 addresses with 3 Module Variants (ABC), EtherCAT	PSHU20P301PTABC0-P5
	Turck Network with valve driver module, 16 address	PSHU20T101P
	Turck Network with valve driver module, 32 address	PSHU20T201P
	Intermediate Supply Module with electrical pass through	PSHU115AT1P
	Intermediate Supply Module with electrical expansion to addresses 25 to 32	PSHU115AE1P
  Low Profile High Flow	Right hand end plate only, low profile, 3900 NI/mn	PSHU4000P
	Right hand end plate only, high flow G1/2 ports, 5960 NI/mn	PSHU4101P
	Right hand end plate only, high flow G3/4 ports, 8200 NI/mn	PSHU4201P

MODUFLEX VALVE SERIES

The Moduflex Valve System redefines flexibility for pneumatic users. Whether configured from basic components or ordered as a pre-assembled and tested valve manifold, Moduflex flexibility is unmatched in the market place.

V series

Integrated connection field bus or multi-connector valve island



T series

Individual connector valve islands
Solenoid clip or lockable connector or remote air pilot



S series

Stand alone valves
Solenoid clip or lockable connector or remote air pilot



P series



Peripheral modules
Flow control, check valves, pressure regulator, vacuum



VALVES














Moduflex Valve in-line e-Configurator





<http://www.parker.com/pde/P2M>



V series - basic modules (without connector)

Valve Modules			Size 1	Size 2
		4/2 Solenoid spring	P2M1V4ES2CV	P2M2V4ES2CV
		4/2 Double solenoid	P2M1V4EE2CV	P2M2V4EE2CV
		2 x 3/2 NC + NC with exhaust check valves	P2M1VDEE2CV	P2M2VDEE2CV
		2 x 3/2 NO + NO with exhaust check valves	P2M1VCEE2CV	P2M2VCEE2CV
		2 x 3/2 NC + NO with exhaust check valves	P2M1VEEE2CV	P2M2VEEE2CV
		2 x 4/2 Solenoid spring with exhaust check valves	P2M1VJEE2CV	
		3/2 NC with exhaust check valves	P2M1V3ES2CV	P2M2V3ES2CV
		4/3 Centre exhaust		
		2 x 3/2 NC + NC without exhaust check valves	P2M1VGEE2CV	P2M2VGEE2CV

V series - valve island: Electrical multi-connector head module

Description	Protection	Cable length	Order code
	Multi-connection head module		P2M2HEV0A
	IP65	2 m	P8LMH20M2A
		5 m	P8LMH20M5A
	Multi-connection head module		P2M2HEV0D
	IP40	3 m	P8LMH25M3A
		9 m	SCD259D
		9 m	SCD259WE

V series - valve island: Communication node for IO-Link

Communication node for 19 outputs (Modulflex Pilot Valves)
(The last 5 outputs of this 24 DO node can't be used with Modulflex Valve)



IO-Link Class	Aux. Power Pinout	Standard	Safe Power Capable
Class A	1 & 3	P2M2HBVL12400A13	P2M2HBVL12400A13-SPC
	4 & 3	P2M2HBVL12400A43	P2M2HBVL12400A43-SPC
	4 & 2	P2M2HBVL12400A42	P2M2HBVL12400A42-SPC
Class B	2 & 5	P2M2HBVL12400B25	P2M2HBVL12400B25-SPC

V series - valve island: Communication node for Industrial Ethernet

Industrial Ethernet node for 19 outputs (Modulflex Pilot Valves)
(The last 5 outputs of this 24 DO node can't be used with Modulflex Valve)

M12 version









RJ45 version









Ethernet Protocol	M12 version	RJ45 version
Profinet IO	P2M2HBVN12400	P2M2HBVN12400RJ
EtherNet/IP	P2M2HBVE12400	P2M2HBVE12400RJ
EtherCAT	P2M2HBVT12400	P2M2HBVT12400RJ
Modbus /TCP	P2M2HBVM12400	
PowerLink	P2M2HBVW12400	




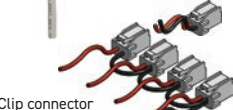

T Series - Basic modules (without connector)

Valve Modules		Size 1				Size 2	
	Symbol	Description	Actuator	Pilot connector	Order code	Order code	
 <p>Size 1 Dual 4/2</p>		4/2 Spring return	Solenoid	M8 Lockable	P2M1T4ES2C	P2M2T4ES2C	
			Clip		P2M1T4ES2CW	P2M2T4ES2CW	
			4/2 Double pilot	Solenoid	M8 Lockable	P2M1T4EE2C	P2M2T4EE2C
				Clip		P2M1T4EE2CW	P2M2T4EE2CW
			2 x 3/2 NC + NC with exhaust check valves	Solenoid	M8 Lockable	P2M1TDEE2C	P2M2TDEE2C
				Clip		P2M1TDEE2CW	P2M2TDEE2CW
 <p>Size 1</p>		2 x 3/2 NO + NO with exhaust check valves	Solenoid	M8 Lockable	P2M1TCEE2C	P2M2TCEE2C	
			Clip		P2M1TCEE2CW	P2M2TCEE2CW	
			2 x 3/2 NO + NO with exhaust check valves	Solenoid	M8 Lockable	P2M1TTEE2C	P2M2TTEE2C
				Clip		P2M1TTEE2CW	P2M2TTEE2CW
			2 x 3/2 NC + NO with exhaust check valves	Solenoid	M8 Lockable	P2M1TEEE2C	P2M2TEEE2C
				Clip		P2M1TEEE2CW	P2M2TEEE2CW
		2 x 3/2 NC + NO with exhaust check valves	Solenoid	M8 Lockable	P2M1TEPP	P2M2TEPP	
			Clip		P2M1TEPP	P2M2TEPP	
 <p>Size 2</p>		2 x 4/2 Spring return with exhaust check valves	Solenoid	M8 Lockable	P2M1TJEE2C		
			Clip		P2M1TJEE2CW		
			3/2 NC with exhaust check valves	Solenoid	M8 Lockable	P2M1T3ES2C	P2M2T3ES2C
				Clip		P2M1T3ES2CW	P2M2T3ES2CW
			4/3 Centre exhaust 2 x 3/2 NC + NC without exhaust check valves	Solenoid	M8 Lockable	P2M1TGEE2C	P2M2TGEE2C
				Clip		P2M1TGEE2CW	P2M2TGEE2CW
			Air pilot	Push-In 4 mm OD	P2M1TGPP	P2M2TGPP	





S Series - Basic modules (without connector)

Valve Modules		Size 1				Size 2	
	Symbol	Description	Actuator	Pilot connector	Order code	Order code	
 <p>Size 1</p>		4/2 Spring return	Solenoid	M8 Lockable	P2M1S4ES2C	P2M2S4ES2C	
			Clip		P2M1S4ES2CW	P2M2S4ES2CW	
			4/2 Double pilot	Solenoid	M8 Lockable	P2M1S4EE2C	P2M2S4EE2C
				Clip		P2M1S4EE2CW	P2M2S4EE2CW
			2 x 3/2 NC + NC with exhaust check valves	Solenoid	M8 Lockable	P2M1S4PP	P2M2S4PP
				Clip		P2M1S4PP	P2M2S4PP
 <p>Size 2</p>		2 x 3/2 NC + NO with exhaust check valves	Solenoid	M8 Lockable	P2M1SDEE2C	P2M2SDEE2C	
			Clip		P2M1SDEE2CW	P2M2SDEE2CW	
			2 x 3/2 NO + NO with exhaust check valves	Solenoid	M8 Lockable	P2M1SDPP	P2M2SDPP
				Clip		P2M1SDPP	P2M2SDPP
			2 x 3/2 NC + NO with exhaust check valves	Solenoid	M8 Lockable	P2M1SCEE2C	P2M2SCEE2C
				Clip		P2M1SCEE2CW	P2M2SCEE2CW
		3/2 NC with exhaust check valves	Solenoid	M8 Lockable	P2M1SCPP	P2M2SCPP	
			Clip		P2M1SCPP	P2M2SCPP	
 <p>Size 2</p>		2 x 3/2 NC + NO with exhaust check valves	Solenoid	M8 Lockable	P2M1SEEE2C	P2M2SEEE2C	
			Clip		P2M1SEEE2CW	P2M2SEEE2CW	
			4/3 Centre exhaust 2 x 3/2 NC + NC without exhaust check valves	Solenoid	M8 Lockable	P2M1S3ES2C	P2M2S3ES2C
				Clip		P2M1S3ES2CW	P2M2S3ES2CW
			4/3 Centre exhaust 2 x 3/2 NC + NC without exhaust check valves	Solenoid	M8 Lockable	P2M1S3PS	P2M2S3PS
				Clip		P2M1S3PS	P2M2S3PS
			Solenoid	M8 Lockable	P2M1SGEE2C	P2M2SGEE2C	
			Clip		P2M1SGEE2CW	P2M2SGEE2CW	
			Air pilot	Push-In 4 mm OD	P2M1SGPP	P2M2SGPP	



T & S Series Electrical connectors

	Description	Connector type	Cable length	Order code
 <p>M8 lockable connector</p>	Individual lockable connector – IP67 Including LED and surge protection 2 Flying leads	M8 / 2 x Flying leads	2 metres	P8LS08L226C
			5 metres	P8LS08L526C
			9 metres	P8LS08L926C
 <p>Clip connector</p>	Clip connector – IP40 Individual: Including 2 flying leads Multiple: Including 1 common (0 Vdc) and 1 flying lead per connector	1 x Clip connector	1 metre	P8LW021C
			2 metres	P8LW022C
			1 metre	P8LW021C02
 <p>Straight cable quick connect to thread connector, IP67 protected</p>		M8		P8CS0803J
			M12	




P Series - Basic peripheral modules (without connector)

			Size 1	Size 2	
Symbol	Description		Order code	Order code	
	Dual flow control		P2M1PXFA	P2M2PXFA	
	Dual P.O. check valve		P2M1PXCA	P2M2PXCA	
	Pressure regulator	Pressure range			
			Gauge		
		0 - 2 bar	0 - 4 bar	P2M1PXSR	P2M2PXSR
			Without	P2M1PXST	P2M2PXST
		0 - 4 bar	0 - 7 bar	P2M1PXSM	P2M2PXSM
		Without	P2M1PXSL	P2M2PXSL	
		0 - 8 bar	0 - 11 bar	P2M1PXSG	P2M2PXSG
			Without	P2M1PXSN	P2M2PXSN
	90% Vacuum generator		P2M1PXVA		

V & T Series - Head and Intermediate module sets for Valve Island

Valve Modules	Description		Size 2
			Order code
	Valve island pneumatic head and tail module set		P2M2HXT01
	Valve island intermediate supply module with a set of 4 configuration plates	For T Series	P2M2BXT0A
		For V Series	P2M2BXV0A

V, T, S & P Series - Clip-On pneumatic connectors *

Valve Modules	Description	Tube OD	Size 1	Size 2
			Order code	Order code
	Straight connector	4 mm	FMD04-1	
		6 mm	FMD06-1	FMD06-2
		8 mm		FMD08-2
		10 mm		FMD10-2
		12 mm		FMD12-2**
	Elbow connector	4 mm	CMD04-1	
		6 mm	CMD06-1	CMD06-2
		8 mm		CMD08-2
		10 mm		CMD10-2
		12 mm		CMD12-2**
	Double male union		HMDXX1	HMDXX2
	Silencer		MMDVA1	MMDVA2
	Plug		PMDXX1	PMDXX2

* Fittings and plugs pack quantity: 10











** Reserved to Head and Intermediate supply modules, Not compatible with V, T, S & P Modules Size 2

H MICRO Valve SERIES

The H Micro valve redefines flexibility for pneumatic users. When either configured from basic components or ordered as pre-assembled and tested valve islands, H Micro valves are the answer to all your needs.

- Up to 8 pneumatic functions on a 42mm width metal sub base
- 4 valve modules back to back for compact dimensions
- High performance
- Optimised flow for 6mm tubes
- Side or bottom mounted manifolds available.



Symbol	Description	Order code
Including multi-function manual override cap 	 Double 3/2 NC + NC	HMNVX2049A
	 Double 3/2 NO + NO	HMPVX2049A
	 Double 3/2 NC + NO	HMQVX2049A
	 5/2 single solenoid - Spring return	HMEVX2049A
	 5/2 double solenoid	HM2VX2049A
	 5/3 all ports blocked (APB)	HM5VX2049A
	 Blanking module kit (including two M7 plugs for manifold)	HMBVX00XXA
	 Additional pressure module	HMCVX00XXA


Metal manifold for 4 valves (M7 threaded)

Side ported



Description	Order code
4 position manifold single electrical address	PSM21JAP
4 position manifold double electrical address	PSM21MAP

Multi-pressure inter-manifold seal plate

Description	Pressure port	Exhaust	Order code
Inter-manifold seal plate 	Passing / Passing	Passing	PSM0001
	Passing / Block	Passing	PSM0002
	Block / Block	Block	PSM0004



P2M communication node

Industrial Ethernet or IO-Link:
Up to 24 solenoid valves



G3/8 Ends kit with P2M IO-Link node

With P2M Communication node for 24 outputs (H Micro Pilot Valves)

Description	IO-Link Class	M12 A coded Connector connection			Order Code	Safe Power Capable
		IO-Link	Aux. Power	Aux. Power Pinout		
P2M Class A node G3/8 Front ported ends kit with P2M IO-Link Communication node	Class A	3 Pin's	3 Pin's	1 & 3	PSMML1APA13	PSMML1APA13-SPC
		3 Pin's	3 Pin's	4 & 3	PSMML1APA43	PSMML1APA43-SPC
		3 Pin's	5 Pin's	4 & 2	PSMML1APA42	PSMML1APA42-SPC
P2M Class B node	Class B	5 Pin's	-	2 & 5	PSMML1APB25	PSMML1APB25-SPC

IODD file can be downloaded from IODD finder or the Moduflex web page: <https://ioddfinder.io-link.com> - www.parker.com/pde/io-link

G3/8 Ends kit with P2M Industrial Ethernet node

With P2M Communication node for 24 outputs (H Micro Pilot Valves)

Description	M12 A coded Connector connection			Order Code	
	Protocol	Eth. ports	Aux. Power		
G3/8 Front ported ends kit with P2M Industrial Ethernet Communication node	Profinet IO	2 x M12 D-coded	M12 A-coded	PSMML1AP	PSMML1APRJ
	EtherNet/IP	2 x M12 D-coded	M12 A-coded	PSMME1AP	PSMME1APRJ
	EtherCAT	2 x M12 D-coded	M12 A-coded	PSMML1AP	PSMML1APRJ
	Powerlink	2 x M12 D-coded	M12 A-coded	PSMML1AP	
	Modbus/TCP	2 x M12 D-coded	M12 A-coded	PSMML1AP	

Configuration file can be downloaded from the P2M Industrial Ethernet node web page: www.parker.com/pde/p2m_ie

G3/8 Ends kit for P2M Industrial Ethernet node

Without P2M Communication node

Description	Ethernet Protocol	Sub-base design	Order Code
G3/8 end kits adaptor	All protocols	Front ported	PSMML41AP

Electrical multi-pole end modules

Description		Thread type	Order code
Sub-D25 ends module	Side ported	G3/8	PSML21AP
Sub-D25 connector IP40 with flying leads multi-cable	Cable length 3 m		P8LMH25M3A

Valve Driver Module - TURCK BL67 adaptor



Solenoid valves	Sub-base design	Thread type	Order code
0 Without 16 O module			PSMT01AP
16 Including : - 1 x 16 O module - 1 blank module	Side ported	G3/8	PSMT11AP
32 Including : - 2 x 16 O modules			PSMT21AP

16 Outputs or blank module to be ordered separately (see below)

Standard TURCK BL67 module



Description	Order code
16 Outputs module for 16 or 32 solenoid valves configuration	BL67-16DO-0.1A-P
Blank module for 16 solenoid valves configuration	BL67-E

TURCK BL67 Communication Gateway



Protocol	Network connection	Power Sup. Connection	Order code
CANopen (Bus IN & OUT)	M12 - A coding	7/8" - 5 Pin's	BL67-GW-CO
DeviceNetTM	7/8" - 5 Pin's	7/8" - 5 Pin's	BL67-GW-DN
Profibus-DP (DPV0/DPV1)	M12 - B coding	7/8" - 5 Pin's	BL67-GW-DPV1
Multiprotocol Ethernet: Modbus TCP, EtherNet/IP™ and PROFINET	M12 - D coding	7/8" - 5 Pin's	BL67-GW-EN
Modbus TCP scan DeviceNetTM	M12 - D coding	7/8" - 5 Pin's	BL67-GW-EN-DN
Ethernet/IPTM scan DeviceNetTM	M12 - D coding	7/8" - 5 Pin's	BL67-GW-EN-IP-DN

All TURCK BL67 System Modules can be ordered directly from TURCK under the same Order Code




TURCK BL67 I/O and Base modules

The separation between electronic and base module for connectivity allows to complete the device with a choice through a full digital or analogue **I/O modules** range populating the **base module** existing with a multiple choice of electrical connection (M8, M12, M23)

The complete resulting configuration can handle :

- Up to 32 electrical modules (up to 2 in the Valve Driver Module)
- Up to 512 digital I/O (up to 32 outputs in the Valve Driver Module)
- Up to 128 analog I/O



Base Modules for input Modules

8 M8, 4 poles, female	BL67-B-8M8-4
1M23, 19 poles, female	BL67-B-1M23-19
1 M23, 12 poles, female	BL67-B-1M23
4 M12, 5 poles, female, paired	BL67-B-4M12-P
4M12, 5 poles, female	BL67-B-4M12
2 M12, 5 poles, female, paired	BL67-B-2M12-P
2 M12, 5 poles, female	BL67-B-2M12
8 M8, 3 poles, female	BL67-B-8M8
4 M8, 3 poles, female	BL67-B-4M8

Digital Input Modules

BL67-4DI-P	4 Digital Inputs PNP	x			x	x			x		
BL67-4DI-N	4 Digital Inputs NPN	x			x	x	x		x		
BL67-4DI-PD	4 Digital Inputs Diag PNP	x			x	x	x				
BL67-8DI-P	8 Digital Inputs PNP		x				x	x	x		
BL67-8DI-N	8 Digital Inputs NPN		x				x	x	x		
BL67-8DI-PD	8 Digital Inputs Diag PNP		x			x	x				
BL67-16DI-P	16 Digital Inputs PNP									x	x

TURCK BL67 4 IO-Link Master and Base Module

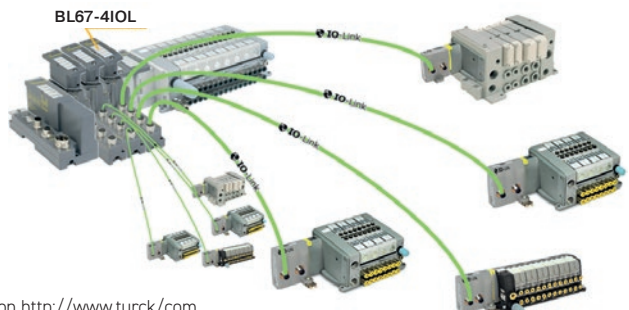


Description	Connector Type	Order code
4 IO-Link Class A Master		BL67-4IOL
Base Modules	4 x M12, 4-pole, female, A-coded	BL67-B-4M12

All TURCK BL67 System Modules can be ordered directly from TURCK under the same Order Code

BL67-4IOL electronic module with BL67-B-4M12

- => Up to 32 pilot valves in the main configuration
- => Up to 88 (3 x 24 + 16) remote pilot valves per BL67 IO-Link master
- => Up to 15 BL67 IO-Link Class A masters



The complete TURCK BL67 Remote I/O System range on <http://www.turck.com>

Complementary Products Valves

VALVES

Compact Valves - PVL



- High flow, compact size
- Push-in or threaded connection
- DIN rail or block mounting
- Lightweight construction



Inline Valves - PVL-B2



- High flow – Compact size with a 18 mm width body
- Push-in fitting diameter 6mm, 8mm or threaded G1/8"
- DIN rail or surface mounting
- Ergonomic clip connector (IP40)
- Lightweight construction



Interface - PS1



- High speed poppet valve
- Push-in connection
- Built-in terminal block
- Pneumatic output indicator
- DIN rail mounting



Metal Spool Valves - Viking Lite



- 3 sizes: G1/8, G1/4 & G3/8.
- Large flow capacity with short change-over times.
- Low change over pressure.
- Dynamic bi-directional spool seals.
- Do not require lubrication in operation but can also be installed in systems that are lubricated.



Midget - Intermediate B43 B53 Valves



- G1/8, G1/4 body ported
- Rugged die cast body
- 3/2, 5/2 & 5/3 configurations
- Stainless steel spool
- Viton body seals as standard
- Integral mounting holes
- Manual, mechanical and automatic actuators.

Directional Control Valves - S9



- Hand lever
- Pneumatic
- Electrical pilot operated
- Electrical pilot operated with external pilot air
- Panel mounting actuators for mounting diameter to DIN 43696

3/2 Way Valves - K9



- Rotary lever, indexed
- Rotary lever, spring return
- Rotary lever, indexed, secured in two positions
- Pushbutton
- Cam operation
- Toggle cam operation
- Plunger operated
- Cam operated, free cam left or free cam right
- Pivoted lever



Heavy Duty Poppet Valves



- G3/8 & G1/2 body ported
- 2/2 & 3/2 NC spring return as standard
- High flow poppet design
- Manual and mechanical and solenoid actuators
- Light actuation forces
- Integral mounting holes.

Directional Control Valves - VA



- Rugged valves for heavy duty applications
- Large and robust actuators for easy operation
- Excellent corrosion resistance
- Integral mounting holes
- Panel mounting versions

Control & Process Duty - PXB



- Facia mounted operators
- 3/2 NO or NC versions
- Pneumatic valves combinable with electrical switches
- Modular construction
- Wide choice of actuators.

Limit Switches - PXC



- 3/2 Nc spring return as standard
- Ø4mm, M5 & G1/8 ported versions
- Miniature and Compact designs
- Wide choice of actuators include levers, rollers & ultra light whisker types.

Logic Processing



- Complete range of logic processing modules
- Stand alone or stackable and combinable units
- Ultra fast response times
- Visual indication
- DIN rail mounting.

Two Hand Control Units - PXP



- Ergonomic design
- Robust polymer or metal enclosure
- Meets requirements for protection against accidental operation and tampering
- Conforms to EN574 and EN954-1 requirements

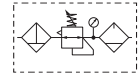
Air Preparation

P31 Series, 40mm, air ports G1/4

- 2, 4, 16 bar, non-relieving regulators as an option
- Pulse drain and metallic bowl as an option
- Polycarbonate bowl, plastic bowl guard as standard



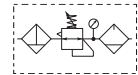
Combination Filter + Regulator + Lubricator, 8 bar, 5 micron



Port size	Flow		Manual Drain	Pulse drain
	dm3/s	(scfm)		
G1/4	13	27	P31CB12GEMNTLNW	P31CB12GEBNTLNW



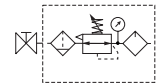
Combination Filter/Regulator + Lubricator, 8 bar, 5 micron



Port size	Flow		Manual Drain	Pulse drain
	dm3/s	(scfm)		
G1/4	13	27	P31CA12GEMNTLNW	P31CA12GEBNTLNW



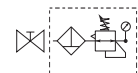
Combination Ball Valve + Filter/Regulator + Lubricator, 8 bar, 5 micron



Port size	Flow		Manual Drain	Pulse drain
	dm3/s	(scfm)		
G1/4	13	27	P31QA12GEMNTLNW	P31QA12GEBNTLNW



Combination Ball Valve + Filter/Regulator, 8 bar, 5 micron



Port size	Flow		Manual Drain	Pulse drain
	dm3/s	(scfm)		
G1/4	13	27	P31QN12GEMNTW	P31QN12GEBNTW

Note: use P31KA92CP kit for converting to NPT air ports

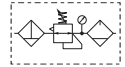


P32 Series, 60mm, air port G1/2

- Available in air ports G1/4 and G3/8
- Mixity with P33 series by using same body connector kit
- 2, 4, 16 bar, non-relieving regulators as an option
- Auto drain and metallic bowl as an option
- Polycarbonate bowl, plastic bowl guard as standard



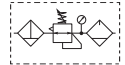
Combination Filter + Regulator + Lubricator, 8 bar, 5 micron



Port size	Flow		Manual drain	Auto drain
	dm3/s	(scfm)		
G1/2	40	85	P32CB14GEMNGLNW	P32CB14GEANGLNW



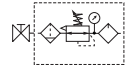
Combination Filter/Regulator + Lubricator, 8 bar, 5 micron



Port size	Flow		Manual drain	Auto drain
	dm3/s	(scfm)		
G1/2	43	90	P32CA14GEMNGLNW	P32CA14GEANGLNW



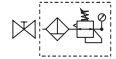
Combination Ball Valve + Filter/Regulator + Lubricator, 8 bar, 5 micron



Port size	Flow		Manual drain	Auto drain
	dm3/s	(scfm)		
G1/2	43	90	P32QA14GEMNGLNW	P32QA14GEANGLNW



Combination Ball Valve + Filter/Regulator, 8 bar, 5 micron



Port size	Flow		Manual drain	Auto drain
	dm3/s	(scfm)		
G1/2	43	90	P32QN14GEMNGW	P32QN14GEANGW

Note: use P32KA94CP kit for converting to NPT air ports
 P32KA13CP to G3/8, P32KA93CP to 3/8NPT
 P32KA12CP to G1/4, P32KA92CP to 1/4NPT



P33 Series, 73mm, air port G3/4

- Available in air port G1/2
- Mixity with P32 series by using same body connector kit
- 2, 4, 16 bar, non-relieving regulators as an option
- Auto drain and metallic bowl as an option
- Polycarbonate bowl, plastic bowl guard as standard



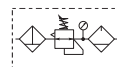
Combination Filter + Regulator + Lubricator, 8 bar, 5 micron



Port size	Flow		Manual drain	Auto drain
	dm3/s	(scfm)		
G3/4	52	110	P33CB16GEMNGLNW	P33CB16GEANGLNW



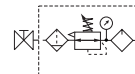
Combination Filter/Regulator + Lubricator, 8 bar, 5 micron



Port size	Flow		Manual drain	Auto drain
	dm3/s	(scfm)		
G3/4	71	150	P33CA16GEMNGLNW	P33CA16GEANGLNW



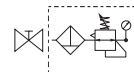
Combination Ball Valve + Filter/Regulator + Lubricator, 8 bar, 5 micron



Port size	Flow		Manual drain	Auto drain
	dm3/s	(scfm)		
G3/4	71	150	P33QA16GEMNGLNW	P33QA16GEANGLNW



Combination Ball Valve + Filter/Regulator, 8 bar, 5 micron



Port size	Flow		Manual drain	Auto drain
	dm3/s	(scfm)		
G3/4	71	150	P33QN16GEMNGW	P33QN16GEANGW

Note: use P32KA96CP kit for converting to NPT air ports
 P32KA14CP to G1/2, P32KA94CP to 1/2NPT
 P32KA13CP to G3/8, P32KA93CP to 3/8NPT



P33 series, G3/4 body air ports threaded, 80mm

Safety Exhaust Valves Categories 3 & 4

- Mixity with P32 series and P33 series
- Can be used as a stand alone unit


Series	Air Port Size	PLC	Output for solenoid	Output for sensors	Order Code
P33	G3/4 Dump	Relay	2&4, common 3	1&2, 1&4, common 3	P33DB16AAEN
		Rockwell	2&4, common 3	1&2, 5&4, common 3	P33DB16ABEN
		Siemens	3&4	1&2, 1&4, common 3	P33DB16CAEN
		Siemens	3&4	5&2, 1&4, common 3	P33DB16CCEN
		Rockwell & Turk	2&4	5&2, 1&4, common 3	P33DB16DCEN
	G3/4 SS/Dump	Relay	2&4, common 3	1&2, 1&4, common 3	P33TB16AAEN
		Rockwell	2&4, common 3	1&2, 5&4, common 3	P33TB16ABEN
		Siemens	3&4	1&2, 1&4, common 3	P33TB16CAEN
		Siemens	3&4	5&2, 1&4, common 3	P33TB16CCEN
		Rockwell & Turk	2&4	5&2, 1&4, common 3	P33TB16DCEN
P3D		Gauge 40mm		P3D-KAB1AHN	



Mounting Kits




Series	Description	Order Code
P31		P31KA00CB
P32	Body Connector	P32KA00CB
P33		



Series	Description	Order Code
P31		P31KA00MT
P32	T-Bracket w/ Body Connector	P32KA00MT
P33		

End Port Blocks



Series	Air Port Size	Description	Order Code
P31	1/4NPT	Port Blocks	P31KA92CP
	G1/4		P31KA12CP
P32, P33	3/8NPT		P32KA93CP
	G3/8		P32KA13CP
P32, P33	1/2NPT		P32KA94CP
	G1/2		P32KA14CP
P32, P33	3/4NPT		P32KA96CP
	G3/4		P32KA16CP



Series	Air Port Size	Description	Order Code
P31	1/4NPT	Port Block Kit w/ T-Brackets	P31KA92CN
	G1/4		P31KA12CN

Note: O-ring included in the kit



Particulates Filters

Series	Air Port Size	Description	Order Code
P31	G1/4 5 micron	Plastic guard/Sight gauge/Poly bowl/Manual drain	P31FB12EGMN
		Plastic guard/Sight gauge/Poly bowl/Pulse drain	P31FB12EGBN
		Metal bowl/Manual drain	P31FB12EMMN
		Metal bowl/Pulse drain	P31FB12EMBN
P32	G3/8 5 micron	Plastic guard/Sight gauge/Poly bowl/Manual drain	P32FB13EGMN
		Plastic guard/Sight gauge/Poly bowl/Auto drain	P32FB13EGAN
		Metal bowl/Sight gauge/Manual drain	P32FB13ESMN
		Metal bowl/Sight gauge/Auto drain	P32FB13ESAN
		Plastic guard/Sight gauge/Poly bowl/Manual drain	P32FB14EGMN
		Plastic guard/Sight gauge/Poly bowl/Auto drain	P32FB14EGAN
P33	G1/2 5 micron	Metal bowl/Sight gauge/Manual drain	P32FB14ESMN
		Metal bowl/Sight gauge/Auto drain	P32FB14ESAN
		Plastic guard/Sight gauge/Poly bowl/Manual drain	P33FA16EGMN
		Plastic guard/Sight gauge/Poly bowl/Auto drain	P33FA16EGAN
P33	G3/4 5 micron	Metal bowl/Sight gauge/Manual drain	P33FA16ESMN
		Metal bowl/Sight gauge/Auto drain	P33FA16ESAN



Coalescers, Adsorbers Filters

Series	Air Port Size	Description	Order Code
P31	G1/4 0,01 micron	Plastic guard/Sight gauge/Poly bowl/Pulse drain	P31FB12CGBN
		Metal bowl/Pulse drain	P31FB12CMBN
	G1/4 Activated carbon	Plastic guard/Sight gauge/Poly bowl/Manual drain	P31FB12AGMN
		Metal bowl/Manual drain	P31FB12AMMN
P32	G3/8 0,01 micron	Plastic guard/Sight gauge/Poly bowl/Auto drain	P32FB13DGAN
		Metal bowl/Sight gauge/Auto drain	P32FB13DSAN
	G3/8 Activated carbon	Plastic guard/Sight gauge/Poly bowl/Manual drain	P32FB13AGMN
		Metal bowl/Sight gauge/Manual drain	P32FB13ASMN
	G1/2 0,01 micron	Plastic guard/Sight gauge/Poly bowl/Auto drain	P32FB14DGAN
		Metal bowl/Sight gauge/Auto drain	P32FB14DSAN
P33	G1/2 Activated carbon	Plastic guard/Sight gauge/Poly bowl/Manual drain	P32FB14AGMN
		Metal bowl/Sight gauge/Manual drain	P32FB14ASMN
	G3/4 0,01 micron	Plastic guard/Sight gauge/Poly bowl/Auto drain	P33FA16DGAN
		Metal bowl/Sight gauge/Auto drain	P33FA16DSAN
P33	G3/4 Activated carbon	Plastic guard/Sight gauge/Poly bowl/Manual drain	P33FA16AGMN
		Metal bowl/Sight gauge/Manual drain	P33FA16ASMN



Bowls, Mounting Kits

Series	Air Port Size	Metal Bowl	Metal Bowl	Order Code
P31	G1/4	Manual drain	Pulse drain	P31KA00MW
P32	G3/8, G1/2	Manual drain	Auto drain	P32KA00ML
P33	G3/4	Manual drain	Auto drain	P33KA00ML



Note: coalescers with pulse or auto drain depending on size
adsorbers with manual drain



Regulators & Common P1 Regulators

Series	Air Port Size	Description	Order Code
P31	G1/4	0-8 bar / Relieving	P31RB12BNTP
		0-8 bar / Relieving / Common P1	P31HB12BNTP
P32	G3/8	0-8 bar / Relieving	P32RB13BNGP
		0-8 bar / Relieving / No gauge / Common P1	P32HB13BNNP
	G1/2	0-8 bar / Relieving	P32RB14BNGP
		0-8 bar / Relieving / No gauge / Common P1	P32HB14BNNP
P33	G3/4	0-8 bar / Relieving	P33RA16BNGP
	-	-	-



Note: Manifold style regulator with line pressure on both sides
Gauge not fitted on the product when delivering

Filter/Regulators

Series	Air Port Size	Description	Order Code
P31	G1/4 5 micron 0-8 bar	Plastic guard/Sight gauge/Poly bowl/Manual drain	P31EB12EGMBNTP
		Plastic guard/Sight gauge/Poly bowl/Pulse drain	P31EB12EGBBNTP
		Metal bowl/Manual drain	P31EB12EMMBNTP
		Metal bowl/Pulse drain	P31EB12EMBBNTP
P32	G3/8 5 micron 0-8 bar	Plastic guard/Sight gauge/Poly bowl/Manual drain	P32EB13EGMBNGP
		Plastic guard/Sight gauge/Poly bowl/Auto drain	P32EB13EGABNGP
		Metal bowl/Sight gauge/Manual drain	P32EB13ESMBNGP
	G1/2 5 micron 0-8 bar	Metal bowl/Sight gauge/Auto drain	P32EB13ESABNGP
		Plastic guard/Sight gauge/Poly bowl/Manual drain	P32EB14EGMBNGP
		Plastic guard/Sight gauge/Poly bowl/Auto drain	P32EB14EGABNGP
P33	G3/4 5 micron 0-8 bar	Metal bowl/Sight gauge/Manual drain	P32EB14ESMBNGP
		Metal bowl/Sight gauge/Auto drain	P32EB14ESABNGP
		Plastic guard/Sight gauge/Poly bowl/Manual drain	P33EA16EGMBNGP
		Plastic guard/Sight gauge/Poly bowl/Auto drain	P33EA16EGABNGP
		Metal bowl/Sight gauge/Manual drain	P33EA16ESMBNGP
		Metal bowl/Sight gauge/Auto drain	P33EA16ESABNGP



AIR PREPARATION

Note: gauge not fitted on the product when delivering

Bowls, Mounting Kits

Series	Air Port Size	Metal Bowl	Metal Bowl	Order Code
P31	G1/4	Manual drain	P31KB00BMM Pulse drain	P31KB00BMB Angle Bracket P31KA00MW
P32	G3/8, G1/2	Manual drain	P32KB00BSM Auto drain	P32KB00BSA Angle Bracket P32KA00ML
P33	G3/4	Manual drain	P33KA00BSM Auto drain	P33KA00BSA Angle Bracket P33KA00ML



Nuts/Safety Kits

Series	Air Port Size	Description	Alu.	Plastic	Tamper
P31	G1/4	Alu. / Plastic Nuts / Tamper Proof Lockable Cover	P31KA00MM	P31KA00MP	P31KB00AL
P32	G3/8, G1/2	Alu. / Plastic Nuts / Tamper Proof Lockable Cover	P32KA00MM	P32KA00MP	P32KB00AL
P33	G3/4	Alu. / Plastic Nuts	P33KA00MM	P33KA00MP	-



Lubricators

Series	Air Port Size	Description	Order Code
P31	G1/4 Oil mist	Plastic guard/Sight gauge/Poly bowl/No drain	P31LB12LGNN
		Metal bowl/No drain	P31LB12LMNN
P32	G3/8 Oil mist	Plastic guard/Sight gauge/Poly bowl/No drain	P32LB13LGNN
		Metal bowl/Sight gauge/No drain	P32LB13LSNN
	G1/2 Oil mist	Plastic guard/Sight gauge/Poly bowl/No drain	P32LB14LGNN
		Metal bowl/Sight gauge/No drain	P32LB14LSNN
P33	G3/4 Oil mist	Plastic guard/Sight gauge/Poly bowl/No drain	P33LA16LGNN
		Metal bowl/Sight gauge/No drain	P33LA16LSNN



Bowls, Mounting Kits

Series	Air Port Size	Description	Order Code	Order Code	Order Code
P31	G1/4	Metal Bowl No drain	P31KA00BMN	C-Bracket	P31KA00MW
P32	G3/8, G1/2	Metal Bowl No drain	P32KB00BSN	L-Bracket	P32KA00ML
P33	G3/4	Metal Bowl No drain	P33KA00BSN	L-Bracket	P33KA00ML



Soft Start, Dump, Combined Valves

Series	Air Port Size	Description	Order Code
P31	G1/4 Soft Start	Internal air pilot operated	P31SA12YON
		External 1/8 air pilot operated	-
		24VDC solenoid / 15 mm Plug No LED	P31SA12SGNC2CN
P32 P33	G1/2 Soft Start	Internal air pilot operated	P32SA14YON
		External 1/8 air pilot operated	P32SA14PPN
		24VDC solenoid / 30 mm Plug No LED	P32SA14SCNA2CN
P31	G1/4 Dump	Internal air pilot operated	-
		External 1/8 air pilot operated	-
		24VDC solenoid / 15 mm Plug No LED	P31DA12SGNC2CN
P32 P33*	G1/2 Dump	Internal air pilot operated	-
		External 1/8 air pilot operated	P32DA14PPN
		24VDC solenoid / 30 mm Plug No LED	P32DA14SCNA2CN
P31	G1/4 SS / Dump	Internal air pilot operated	-
		External 1/8 air pilot operated	-
		24VDC solenoid / 15 mm Plug No LED	P31TA12SGNC2CN
P32 P33	G1/2 SS / Dump	Internal air pilot operated	-
		External 1/8 air pilot operated	P32TA14PPN
		24VDC solenoid / 30 mm Plug No LED	P32TA14SCNA2CN



Note: silencer for dump and combined valves are with and not fitted on the product when delivering

Manifold Branch Blocks



Series	Air Port Size	Description	Order Code
P31	G1/4	2 auxiliary air ports top and bottom faces 1/4	P31MA12022N
		2 auxiliary air ports top 1/4, bottom 1/2	P32MA14024N
P32	G1/2	2 auxiliary air ports top and bottom faces 1/4 *	P32MD14022N
		2 auxiliary air ports top 1/4, bottom 1/2	P33MA16024N

* compact design

Ball Valves



Series	Air Port Size	Description	Order Code
P31	G1/4	Lockable	P31VB12LBNN
		G3/8	Lockable
P32	G1/2	Lockable	P32VB14LBNN
		G3/4	Lockable

Note: Lockout tab and muffler supplied with product.

Pressure Switches

- Adjustable and lockable set point within the chosen range of adjustment via a control knob (block pressure switch)
- Plug can turn by 90°

Series	Thread	Setting Range [bar]	Function	Order Code
P31/32/33/P3Y	G1/8	1 to 10 (PR / 1-10 NC ST 1/8 48)	Break contact, IP65, Max 48V	KL3437-00
	G1/8	1 to 10 (PR / 1-10 NO ST 1/8 48)	Make contact, IP65, Max 48V	KL3438-00
	Male-1/4 to Female-1/8	-	Use in 1/4 manifold block top face	0178 13 10
Plug are with KL3437, KL3438				
P31/P32/P33	G1/4	0,5 to 8 (G1/4-8I-DIN)	Block pressure switch IP65, Max 250V	KL3202-00
P3Y	G1/4	1 to 16 (G1/4-16I-DIN)	Block pressure switch IP65, Max 250V	KL3203-00
P31/32/33/P3Y	Male-1/4 to Male-1/4	-	Use in 1/4 manifold block top face	0901 00 13
For pressure switch KL3202, KL3203	-	GSD-30DS	Standard version, 4-PIN	KL3349-00
	-	GSD-30DSL24V	Version with LEDs 24V, 4-PIN	KL3350-00
	-	GSD-30DSL230V	Version with LEDs 230V, 4-PIN	KL3351-00

Fit on manifold or branch blocks

Plug to DIN EN 175301-803, Form A, ISO 4400



Pressure Gauges

- Double scale



Series	Description	Order Code	Square Digital Gauge	
			Function	Order Code
P32/P33	G1/4 on back face, 60PSI/4BAR, metallic ring, D 50mm	P6G-ERB2040	Analogue	MPS-P34G-PCI
	G1/4 on back face, 160PSI/10BAR, metallic ring, D 50mm	P6G-ERB2110	Cable 2 metre	CB-M8-4P-2M-PUR
	G1/4 on back face, 300PSI/20BAR, metallic ring, D 50mm	P6G-ERB2200	Cable 5 metre	CB-M8-4P-5M-PUR
P3X/P3Y	G1/4 on back face, 10BAR, no ring, D 40mm	KG8012-00	In gauge air port size G1/4	0178 13 10
	G1/4 on back face, 20BAR, no ring, D 40mm	KG8013-00		

Service kits



Series	Particulate dust 5 micron	Pre Filter 1 micron	Coalescer Filter 0,01 micron	Adsorber Filter	Plastic silencer
With bowl O-Ring (not showed with the picture)					
P31	P31KA00ESE	P31KA00ES9	P31KA00ESC	P31KA00ESA	P6M-PAB2
P32	P32KA00ESE	P32KA00ES9	P32KA00ESC	P32KA00ESA	P6M-PAB4
P33	P33KA00ESE	P33KA00ES9	P33KA00ESC	P33KA00ESA	P6M-PAB4
P3X	P3XKA00ESE	P3XKA00ES9	P3XKA00ESC	P3XKA00ESA	
P3Y	P3YKA00ESE, P3YKA00ESG (40 micron)	P3YKA00ES9	P3YKA00ESC	P3YKA00ESA	

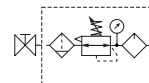


P3X Series, 62mm, air ports G1/2, G3/4

- 4, 8, 16 bar, non-relieving regulators as an option
- Auto drain as an option
- Polyamid bowl, polymer bowl guard as standard



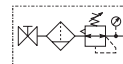
Combination Slide Valve + Filter/Regulator + Lubricator, 8 bar, 5 micron



Port size	Flow	Manual/Semi-Auto Drain	Auto drain
	dm ³ /s		
G1/2	76	P3XAA14GECNGPNW	P3XAA14GEANGPNW
G3/4	77	P3XAA16GECNGPNW	P3XAA16GEANGPNW



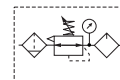
Combination Slide Valve + Filter/Regulator, 8 bar, 5 micron



Port size	Flow	Manual/Semi-Auto Drain	Auto drain
	dm ³ /s		
G1/2	105	P3XAN14GECNGW	P3XAN14GEANGW
G3/4	106	P3XAN16GECNGW	P3XAN16GEANGW



Combination Filter/Regulator + Lubricator, 8 bar, 5 micron



Port size	Flow	Manual/Semi-Auto Drain	Auto drain
	dm ³ /s		
G1/2	76	P3XCA14GECNGPNW	P3XCA14GEANGPNW
G3/4	77	P3XCA16GECNGPNW	P3XCA16GEANGPNW

AIR PREPARATION



Filters particulates 5 micron

Port size	Description	Order Code
G1/2	Manual drain/Semi auto	P3XFA14EGCN
G1/2	Auto drain	P3XFA14EGAN
G3/4	Manual drain / Semi auto	P3XFA16EGCN
G3/4	Auto drain	P3XFA16EGAN
	Mounting bracket	P3XKA00MW



Manifold Block



Port size	Order Code
G1/2	P3XMA1V0N

Regulators

Port size	Description	Order Code
G1/2	8 bar relieving + gauge	P3XRA14BNGN
G3/4	8 bar relieving + gauge	P3XRA16BNGN
G1/2	8 bar relieving, tamperproof + gauge	P3XRA14BAGN
G3/4	8 bar relieving, tamperproof + gauge	P3XRA16BAGN



Modular Slide Valves



Port size	Description	Order Code
G1/2	BSPP (G)	P3XVA14LSN
G3/4	BSPP (G)	P3XVA16LSN

Lubricators

Port size	Description	Order Code
G1/2	Oil mist, fill under pressure (50mg/m ³)	P3XLA14PGNN
G3/4	Oil mist, fill under pressure (50mg/m ³)	P3XLA16PGNN



Coalescer 0,01 micron filters

Port size	Description	Order Code
G1/2	Coalescing Filter 0.01µm, auto drain	P3XFA14DGAN
G3/4	Coalescing Filter 0.01µm, auto drain	P3XFA16DGAN



P3X Connector Kit



	Order Code
Connector kit	P3XKA00CB

Adsorber Filters

Port size	Description	Order Code
G1/2	Adsorber, manual/semi auto drain	P3XFA14AGCN
G3/4	Adsorber, manual/semi auto drain	P3XFA16AGCN



Gauges



	Order Code
0 - 10 bar	KG8012-00
0 - 16 bar	KG8013-00

Filter/Regulators

Port size	Description	Order Code
G1/2	8 bar, relieving manual/semi auto + gauge	P3XEA14EGCBNGN
G1/2	8 bar, relieving auto drain + gauge	P3XEA14EGABNGN
G3/4	8 bar, relieving manual/semi auto + gauge	P3XEA16EGCBNGN
G3/4	8 bar, relieving auto drain + gauge	P3XEA16EGABNGN



Wall mounting bracket kit



Description	Order Code
Back mounting	P3XKA00MW
Panel mounting nut	P3XKA00MM

Combined Soft Start Dump Valve and Dump Valve

Port size	Description	Order Code
G1/2	24VDC 22mm coil SS/Dump Valve	P3XTA14SCNB2CN
G3/4	24VDC 22mm coil SS/Dump Valve	P3XTA16SCNB2CN
G1/2	24VDC 22mm coil Dump Valve	P3XDA14SCNB2CN
G3/4	24VDC 22mm coil Dump Valve	P3XDA16SCNB2CN

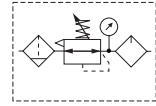


P3Y Series, 90mm, air ports G3/4, G1

- 12 bar, 16 as an option, non-relieving regulators as an option
- Auto drain as an option
- Polyamid bowl, aluminium painted guard as standard
- Also available in G1 ½ air port size with end blocks



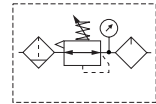
Combination Filter + Regulator + Lubricator, 12 bar, 5 micron



Port size	Flow	Manual/Semi-Auto Drain	Auto drain
	dm ³ /s		
G3/4	91	P3YCB16SECNFLNF	P3YCB16SEANFLNF
G1	174	P3YCB18SECNFLNF	P3YCB18SEANFLNF



Combination Filter/Regulator + Lubricator, 12 bar , 5 micron



Port size	Flow	Manual/Semi-Auto Drain	Auto drain
	dm ³ /s		
G3/4	101	P3YCA16SECNFLNF	P3YCA16SEANFLNF
G1	168	P3YCA18SECNFLNF	P3YCA18SEANFLNF

Note: use P3YKA1CCP kit for converting to G1 1/2.



Filters particulates 5 micron



Port size	Description	Order Code
G3/4	Manual drain/Semi auto	P3YFA16ESCN
G3/4	Auto drain	P3YFA16ESAN
G1	Manual drain / Semi auto	P3YFA18ESCN
G1	Auto drain	P3YFA18ESAN

Coalescer 0,01 micron Filters



Port size	Description	Order Code
G3/4	Coalescing Filter 0.01µm, auto drain	P3YFA16DSAN
G1	Coalescing Filter 0.01µm, auto drain	P3YFA18DSAN

Filters particulates 1 micron



Port size	Description	Order Code
G3/4	Manual drain/Semi auto	P3YFA162SCN
G3/4	Auto drain	P3YFA162SAN
G1	Manual drain / Semi auto	P3YFA182SCN
G1	Auto drain	P3YFA182SAN

Adsorber Filters



Port size	Description	Order Code
G3/4	Adsorber 0.01µm, manual drain	P3YFA16ASCN
G1	Adsorber 0.01µm, manual drain	P3YFA18ASCN

Regulators



Port size	Description	Order Code
G3/4	12 bar relieving + gauge	P3YRA16BNFN
G1	12 bar relieving + gauge	P3YRA18BNFN
G3/4	12 bar relieving, lockable + gauge	P3YRA16BAFN
G1	12 bar relieving, lockable + gauge	P3YRA18BAFN

Lubricators



Port size	Description	Order Code
G3/4	Oil mist, no drain	P3YLA16LSNN
G1	Oil mist, no drain	P3YLA18LSNN

Filter/Regulators



Port size	Description	Order Code
G3/4	12 bar, relieving manual/semi auto + gauge	P3YEA16GSCBNFN
G3/4	12 bar, relieving auto drain + gauge	P3YEA16GSABNFN
G1	12 bar, relieving manual/semi auto + gauge	P3YEA18GSCBNFN
G1	12 bar, relieving auto drain + gauge	P3YEA18GSABNFN

Pressure Gauges



	Order Code
0 - 10 bar	KG8012-00
0 - 16 bar	KG8013-00



Combined Soft Start Dump Valve and Remote Operated Dump Valve



Port size	Description	Order Code
G3/4	24VDC 22mm coil	P3YTA16SCNB2CN
G1	24VDC 22mm coil	P3YTA18SCNB2CN

Ball Valve



Port size	Description	Order Code
G3/4	Ball Valve	P3YVA16LBN
G1	Ball Valve	P3YVA18LBN

Air Pilot Regulator



Port size	Description	Order Code
G3/4	Pilot operated regulator	P3YRA16BPPN
G1	Pilot operated regulator	P3YRA18BPPN

Manifold Block



Port size	Description	Width	Order Code
G3/4	Modular Manifold	(80 mm)	P3YMA1V0N

AIR PREPARATION



Description	Order Code
Neck mounting	P3YKA00MS

Wall mounting bracket kit



Description	Order Code
Wall mounting brackets	P3YKA00CW

End Port Blocks Kit



Port size	Description	Order Code
G1 ^{1/2}	Port block kit - BSPP	P3YKA1BCP

Connector kit



Description	Order Code
Connector kit	P3YKA00CB



Ancillaries

Quick Exhaust Valves

- Increases piston speeds, super sensitive diaphragm
- Extremely low operating differential
- Virtually stiction free
- May be used as differential shuttle valve
- High temperature option



Port size	Order Code	Order Code High temp.	Order Code
G1/8	0RB12B	0RB12VB	PD39152
G1/4	P4Q-BA12	0RB25VB	PD39153
G3/8	P4Q-BA13	P4Q-BV13	PD39154
G1/2	P4Q-CA14	P4Q-CV14	PD39155
G3/4	P4Q-CA16	P4Q-CV16	PD39156

Exhaust Silencers

- All plastic ultra light weight versions
- All metal versions for heavy duty applications
- High noise level reduction
- Low back pressure generation



Thread	Plastic	Sintered	Metal	Stainless Steel
M5	P6M-PAC5	-	-	-
G1/8	P6M-PAB1	0670 00 10	ESB12MC	-
G1/4	P6M-PAB2	0670 00 13	ESB25MC	5500A2004
G3/8	P6M-PAB3	0670 00 17	ESB37MC	-
G1/2	P6M-PAB4	0670 00 21	ESB50MC	5500A4004
G3/4	P6M-PAB6	-	ESB75MC	-
G1	P6M-PAB8	-	ESB100MC	5500A6004
G1 ¼	-	-	ESB125MC	-
G1 ½	-	-	-	-
G2	-	-	-	5500A9004



Shuttle Valves

- Allows two separate signals to be applied to the air pilot
- 0,6 bar differential, Viton seals as standard

Non Return Valves - In Line

- Aluminium or polymer bodies
- Compact



Thread Tube	Shuttle Valves	Non Return Valves	Non Return Valves	Non Return Valves	Non Return Valves
G1/8	B43005B	VB12-Q-NQ-5	4890 10 10	4992 10 10	
G1/4	B53005A	VB22-Q-NQ-5	4890 13 13	4992 13 13	
G3/8		-	4890 17 17	4992 17 17	
G1/2		VB42-Q-NQ-5	4890 21 21	4992 21 21	
G3/4			4890 27 27		
4MM					PWA-L1444
6MM					PWA-L1466
8MM					PWA-L1488
10MM					7996 10 00
12MM					7996 12 00

Flow control valves - In Line



Thread Tube	With By-pass	With By-directional Control	Knob & Nut	In-Line	Panel-Mountable
G1/8	VQB12-Q-OX-5	VQB12-OX-5	9128177212		
G1/8	VQB12-Q-O-5	VQB12-O-5			
G1/4	VQB22-Q-O-5	VQB22-O-5	9128177222		
G1/2	VQB42-Q-O-5	VQB42-O-5			
4MM				7776 04 00	7770 04 00
6MM				7776 06 00	7770 06 00
8MM				7776 08 00	7770 08 00
10MM				7776 10 00	7770 10 00
12MM				7776 12 00	7770 12 00
12MM					7996 12 00

Sensors Fittings



Male Thread	Mono block	Modular	Exhaust Back Pressure Delay, Plug-in Sensors			
	Back Pressure Sensors	Banjo Sockets	Pneumatic	Electrical	PNP NC	PNP NO
M5	PWS-C5145	PWS-B155	PWS-P111	PWS-M1012	PWS-E101	PWS-E111
G1/8	PWS-C5148	PWS-B188				
G1/4	PWS-C5149	PWS-B199				
G3/8	PWS-C5143	PWS-B133				
G1/2	PWS-C5142	PWS-B122				

Complementary Products

Air Preparation

Stainless Steel FRLs, G1/4, G1/2



- Stainless steel construction
- Meets NACE specifications MR0175/ISO 15156
- Suitable for Marine & Offshore applications
- For Food & Beverage applications
- For Chemical/Petroleum and Process industries



Precision Regulators, G1/4, G3/8



- Accurate and high repeatability
- High relief capacity and flow
- Manual and pilot operation
- Sensitivity range from 0.35 to 0.07 mbar
- Flow rates up to 1133 l/min



LV/EZ Series, Lockout Valves, G1/4 to G2



- With or Without soft start
- Dedicated energy isolation device
- Used for compliance with OSHA 29 CFR part 1910
- Yellow cast aluminium with red handle
- Stainless steel version, meets NACE MR0175/ISO 15156



Dial Air Regulators, G1/4 to G2



- Pressure reference indicating dial face
- Non-rising, pressure-adjustment dial
- Full pressure adjustment in less than one full turn
- Recommended for pilot-air applications
- Self-relieving, constant bleed, piston operated



High Flow Filters & Regulators, G1/4 to G2



- For heavy duty applications
- Metal bowl with sight gauge standard
- Twist drain as standard, optional auto drain
- Quick and accurate regulation
- With T Handle or air pilot



Piezo Proportional Regulators, G1/8, G1/4



- Electronically controlled proportional pressure regulating valves with PIEZO control
- Tecno basic 1/8, Tecno plus 1/4
- Dynamic and precise control
- Extremely low electric power consumption
- Very high pressure control stability

Fittings and Tubes

LF 3000® Push-In Fittings

- Stud Fittings, straight
- Polymer Push-in Fittings, straight and elbow
- Function Fittings, Elbow
- Tubes



3101 Male Stud Fitting
BSPP & Metric Thread

3114 Female Stud Fitting
BSPP & Metric Thread

3118 Male Single Banjo
BSPP & Metric Thread

Tube Ø	Thread	Order Code	Order Code	Order Code
4	M5 x 0.8	3101 04 19	3114 04 19	3118 04 19
	G1/8	3101 04 10	3114 04 10	3118 04 10
	G1/4	3101 04 13	3114 04 13	-
6	M5 x 0.8	3101 06 19	3114 06 10	3118 06 19
	G1/8	3101 06 10	3114 06 13	3118 06 10
	G1/4	3101 06 13	-	3118 06 13
	G3/8	-	-	-
8	G1/8	3101 08 10	3114 08 10	3118 08 10
	G1/4	3101 08 13	3114 08 13	3118 08 13
	G3/8	3101 08 17	-	3118 08 17
	G1/2	3101 08 21	-	-
	G1/8	-	-	-
10	G 1/4	3101 10 13	3114 10 13	3118 10 13
	G 3/8	3101 10 17	3114 10 17	3118 10 17
	G 1/2	3101 10 21	-	-
12	G 1/4	3101 12 13	3114 12 17	-
	G 3/8	3101 12 17	3114 12 21	-
	G 1/2	3101 12 21	-	-



3199 Male Stud Elbow Fitting
BSPP & Metric Thread

3193 Male Stud Run Tee Fittings
BSPP & Metric Thread

3198 Male Stud Branch Tee
Fitting BSP & Metric Thread

Tube Ø	Thread	Order Code	Order Code	Order Code
4	M5 x 0.8	3199 04 19	3193 04 19	3198 04 19
	G1/8	3199 04 10	3193 04 10	-
	G1/4	3199 04 13	-	-
	G3/8	-	-	-
6	M5 x 0.8	3199 06 19	3193 06 19	3198 06 19
	G1/8	3199 06 10	3193 06 10	3198 06 10
	G1/4	3199 06 13	-	3198 06 13
	G3/8	3199 06 17	-	-
	G1/2	3199 06 21	-	-
8	G1/8	3199 08 10	3193 08 10	3198 08 10
	G1/4	3199 08 13	3193 08 13	3198 08 13
	G3/8	3199 08 17	-	-
	G1/2	3199 08 21	-	-
10	G1/8	-	-	-
	G 1/4	3199 10 13	3193 10 13	3198 10 13
	G 3/8	3199 10 17	3193 10 17	-
	G 1/2	3199 10 21	-	-
12	G 1/4	3199 12 13	3193 12 17	-
	G 3/8	3199 12 17	3193 12 21	-
	G 1/2	3199 12 21	-	3198 12 21

ANCILLARIES



3106 Equal and Unequal tube-to-tube

3102 Equal and Unequal Elbow

3104 Equal and Unequal Tee

3140 Equal and Unequal Single Y

Tube Ø	Tube Ø	Order Code	Order Code	Order Code	Order Code
4	4	3106 04 00	3102 04 00	3104 04 00	3140 04 00
	6	3106 04 06	-	-	3140 04 06
	8	-	-	-	3140 04 08
6	6	3106 06 00	3102 06 00	3104 06 00	3140 06 00
	8	3106 06 08	3102 06 08	-	3140 06 08
	10	3106 06 10	-	-	-
	12	-	-	-	-
8	6	-	-	3104 08 06	-
	8	3106 08 00	3102 08 00	3104 08 00	3140 08 00
	10	3106 08 10	3102 08 10	-	3140 08 10
	12	3106 08 12	-	-	-
10	10	3106 10 00	3102 10 00	3104 10 00	3140 10 00
	12	3106 10 12	3102 10 12	3104 10 12	3140 10 12
	14	-	-	-	-
12	12	3106 12 00	3102 12 00	3104 12 00	3140 12 00
	14	3106 12 14	-	-	-



3168 Plug-In Increaser

3182 Equal and Unequal Plug-In Elbow

3166 Plug-In Reducer

3126 Blanking Plug

Tube Ø	Tube Ø	Order Code	Order Code	Order Code	Order Code
4	4	-	3182 04 00	-	3126 04 00
	6	-	-	3166 04 06	-
	8	-	-	3166 04 08	-
6	4	3168 06 04	3182 06 04	-	-
	6	-	3182 06 00	-	3126 06 00
	8	-	3182 06 08	3166 06 08	-
	10	-	-	3166 06 10	-
	12	-	-	3166 06 12	-
8	6	3168 08 06	-	-	-
	8	-	3182 08 00	-	3126 08 00
	10	-	3182 08 10	3166 08 10	-
	12	-	-	3166 08 12	-
10	8	3168 10 06	-	-	-
	10	-	3182 10 00	-	3126 10 00
	12	-	3182 10 12	3166 10 12	-
	14	-	-	3166 10 14	-
12	12	-	3182 12 00	-	3126 12 00
	14	-	-	3166 12 14	-



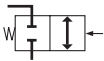
Pressure Regulators

Soft Start Fittings

Piloted Non-Return Valves

Tube Ø	Thread	Order Code	Order Code	Order Code
4	G1/8	7300 04 10		-
6	G1/8	7300 06 10		7894 06 10
	G1/4	7300 06 13		7894 06 13
8	G1/4	7300 08 13	7860 08 13	7894 08 13
	G3/8		-	7894 08 17
10	G1/4		7300 08 13	-
	G3/8		7860 10 17	-

Blocking Fittings



Tube Ø	Thread	Order Code	Order Code
6	G1/8	7880 06 10	7883 06 10
	G1/4	7880 06 13	7883 06 13
8	G1/4	7880 08 13	7883 08 13
	G3/8	7880 08 17	7883 08 17
10	G1/4	-	-
	G3/8	7880 10 17	-

Flow Regulators Exhaust



Tube Ø	Thread	Order Code	Order Code	Order Code
	M5 x 0.8	7140 19 19	-	7810 19 19
	G1/8	7140 10 10	7110 10 10	7810 10 10
	G1/4	7140 13 13	7110 13 13	7810 13 13
	G3/8	7140 17 17	7110 17 17	7810 17 17
	G1/2	7140 21 21	7110 21 21	7810 21 21

Flow Regulators Exhaust



Tube Ø	Thread	Order Code	Order Code
4	M5 x 0.8	7130 04 19	-
	G1/8	-	-
6	M5 x 0.8	7130 06 19	-
	G1/8	7130 06 10	7100 06 10
	G1/4	7130 06 13	7100 06 13
	G3/8	-	-
8	G1/8	7130 08 10	7100 08 10
	G1/4	7130 08 13	7100 08 13
	G3/8	7130 08 17	7100 08 17
10	G1/4	7130 10 13	7100 10 13
	G3/8	-	7100 10 17
12	G3/8	7130 12 17	-
	G1/2	-	-

Flow Regulators Exhaust | Supply



Tube Ø	Thread	Exhaust		Supply		Exhaust		Supply	
		Order Code	Order Code	Order Code	Order Code	Order Code	Order Code	Order Code	Order Code
3	M3 x 0.5	-	-	-	-	7660 03 09	-	-	-
	M5 x 0.8	-	-	-	-	7660 03 19	7669 03 19	-	-
4	M3 x 0.5	-	-	-	-	7660 04 09	-	-	-
	M5 x 0.8	7010 04 19	7011 04 19	-	-	7660 04 19	7669 04 19	-	-
	G1/8	7010 04 10	7011 04 10	7060 04 10	7061 04 10	7660 04 10	7669 04 10	-	-
6	M5 x 0.8	7010 06 19	7011 06 19	-	-	7660 06 19	-	-	-
	G1/8	7010 06 10	7011 06 10	7060 06 10	7061 06 10	7660 06 10	7669 06 10	-	-
	G1/4	7010 06 13	7011 06 13	7060 06 13	7061 06 13	7660 06 13	7669 06 13	-	-
	G3/8	-	-	-	-	-	-	-	-
8	G1/8	7010 08 10	7011 08 10	7060 08 10	7061 08 10	7660 08 10	7669 08 10	-	-
	G1/4	7010 08 13	7011 08 13	7060 08 13	7061 08 13	7660 08 13	7669 08 13	-	-
	G3/8	7010 08 17	7011 08 17	7060 08 17	7061 08 17	7660 08 17	-	-	-
10	G1/4	7010 10 10	7011 10 10	7060 10 13	7061 10 13	-	-	-	-
	G3/8	7010 10 13	7011 10 13	7060 10 17	7061 10 17	-	-	-	-
12	G3/8	7010 12 17	-	7060 12 17	-	-	-	-	-
	G1/2	7010 12 21	-	7060 12 21	7061 12 21	-	-	-	-

Technical Tubing and Hose

- Standard tubing made of PA, PU, FEP 140, and PE.
- PA and PU hoses in 7 colours.
- Multi, twin and spiral; anti-spark, anti-static.
- 25 or 100 m rolls in Tubepack® box
- Large pack on drum.
- Hoses made of braided PVC.
- Self-fastening hoses.



Pneumatic Tubing

Polyester Polyurethane Tubing - 25 m rolls

Inside Diameter mm	Outside Diameter mm	Operating Pressure bar	Colour	Min. bend radius mm	Order code
2.5	4	10	Blue	10	1025U04 04
2.5	4	10	Black	10	1025U04 01
4	6	10	Clear	15	1025U06 06
4	6	10	Blue	15	1025U06 04
5.5	8	10	Black	20	1025U08 01
5.5	8	10	Clear	20	1025U08 06
7	10	10	Blue	25	1025U10 04
7	10	10	Black	25	1025U10 01
8	12	10	Clear	35	1025U12 06
8	12	10	Blue	35	1025U12 04
9.5	14	10	Black	45	1025U14 01 95

Polyamide Tubing - 25 m rolls

Inside Diameter mm	Outside Diameter mm	Operating Pressure bar	Colour	Min. bend radius mm	Order code
2	4	12	Blue	10	1025P04 04
2	4	12	Black	10	1025P04 01
2	4	12	Clear	10	1025P04 00
4	6	12	Blue	15	1025P06 04
4	6	12	Black	15	1025P06 01
4	6	12	Clear	15	1025P06 00
6	8	12	Blue	25	1025P08 04
6	8	12	Black	25	1025P08 01
6	8	12	Clear	25	1025P08 00
8	10	12	Blue	50	1025P10 04
8	10	12	Black	50	1025P10 01
8	10	12	Clear	50	1025P10 00
10	12	12	Blue	90	1025P12 04
10	12	12	Black	90	1025P12 01
10	12	12	Clear	90	1025P12 00
12	14	12	Blue	116	1025P14 04
12	14	12	Black	116	1025P14 01
12	14	12	Clear	116	1025P14 00

Customised Solutions - Mobile

Parker's engineers can assist in the development of any motion and control solution. Using the latest design technology, Parker can build a solution using existing products or design new or modified products that get the job done. At Parker, we deliver tangible and measurable benefits that are designed to reduce your total cost while increasing vehicle performance and productivity.



Railway

Door control systems

Parker door control systems are customized units specially designed for heavy duty railway applications.



Agriculture & Military

Central Tire Inflating System

CTIS is an electronically controlled tire inflation system designed to offer improved mobility, productivity, efficiency for vehicles operating on varying terrain.



Truck and trailer

Remote control Servo valves

The Servo H/Valve H series is a pneumatic proportional pilot pressure reducing valve, especially designed to control position cylinders built into hydraulic proportional remote control systems



Mobile Electrification

Global Vehicle Motors, Inverters, ePTO

Responding to changing customer needs with mobile electrification solutions for the on-road and off-road market

Customised Solutions - Industrial

Parker can offer its customers any degree of flexibility to meet any growing needs. Parker's engineering expertise and world class manufacturing can provide stand alone products or modular component sub-assemblies solutions. All designed to yield the highest quality while providing greater performance at a lower cost.



Aluminum Industry

Crustbreaker, feeder & valves

Our pneumatic and electromechanical technologies deliver repeatability, accuracy, and rugged dependability for high volume production requirements.



Customised actuators

Tailor made actuators


Solutions with integrated functions based on standard actuator, or completely tailor made to meet the customers requirements. Anything is possible.



Automotive

Media Panel for cooling applications

Parker can offer a wide range of water retract systems, water/air control systems, air supply units, all according customer specifications and requirements.



Engineered systems

Customised Solutions

Pneumatic control systems and modules can reduce purchasing workload, simplify installation and provide a complete customised solution for the customer.



Parker Hannifin Corporation
Electric Motion and Pneumatic Division
Robert-Bosch-Strasse 22
77656 Offenburg
Germany
www.parker.com

PNDE3800DSUK November 2024

Your Local Authorized Parker Distributor

© 2024 Parker Hannifin Corporation

